



Lawn Conversion Rebate Program

Effective July 1, 2025 through June 30, 2026

Program Description:

The City of Hayward **Lawn Conversion Program** provides rebates to approved customers who convert water-thirsty lawns or swimming pools to water-efficient landscapes. The Lawn Conversion Program will run until **June 30, 2026**, or until funds last. Funding is limited and applications will be accepted on a first-come, first-served basis. The City of Hayward reserves the right to terminate this program at any time, for any reason.

Rebate Amount:

Front Yard and Areas Visible to the Public

- Seventy-five cents (\$0.75) per square foot of lawn converted
- No rebate cap for residential or commercial/industrial properties (including multi-family properties)

Backyards and Areas Not Visible to the Public

- Fifty cents (\$0.50) per square foot of lawn or swimming pool converted
- No rebate cap for residential or commercial/industrial properties (including multi-family properties)

Additional Sheet Mulching Rebate

- Twenty-five cents (\$0.25) extra per square foot of lawn converted using sheet mulching
- No rebate cap for residential or commercial/industrial properties (including multi-family properties)



Terms and Conditions for Lawn Conversion Rebate Program:

I. Program Eligibility

- A. **Eligible Applicants:** The program is available to residential and nonresidential customers. An applicant must be a City of Hayward water customer, with a water account in good standing. If the applicant is not the owner, the property owner must indicate consent.
- B. **Lawn Conversions over 2,500 Square Feet:** All conversion projects over 2,500 square feet must meet the requirements of the City of Hayward Bay-Friendly Water Efficient Landscape Ordinance, effective December 1, 2015. Any requirements described in the Ordinance must be met in addition to the requirements listed in this program packet. Please view the Additional Resources section for a link to the Ordinance.
- C. **Current Lawn Location:** One of the goals of the Lawn Conversion Rebate Program is to provide visible examples of water-efficient landscapes to the Hayward community. Lawn areas located in front yards, front landscape setback or areas visible to the general public from a sidewalk, walkways or the public streets qualify for a higher rebate. Backyards or fenced-in areas not visible to the public may qualify for a lower rebate amount.
- D. **Current Lawn Condition:** Enough lawn must remain to verify lawn boundaries. The lawn area must have been irrigated with water from the potable water system (i.e., not with private wells).
- E. **Minimum Lawn Conversion Size:** A minimum of either 300 square feet or an entire lawn area, whichever smaller, must be converted for both residential and commercial applicants.
- F. **Swimming Pool Conversion Requirement:** Swimming pools must be removed to qualify for the rebate; covering an existing swimming pool or removing an empty swimming pool that is no longer functioning will not qualify for the rebate.
- G. **Pre-Conversion Site Inspection Requirement:** Upon receipt and review of the program rebate applications, eligible applicants will be scheduled for Pre-Conversion Site Inspection by the City.

To be eligible for a rebate, the Lawn Conversion Project shall not be started before a Pre-Conversion Site Inspection is conducted and a Notice to Proceed is issued by the City of Hayward.

II. Landscaping Requirements for Converted Areas

- A. **Fifty Percent (50%) Plant Coverage:** The converted area must include a sufficient number of plants to ensure at least 50% of the area is covered with plants, when fully grown except for non-single family home projects with equal or larger than 2,500 square feet of total conversion area. The larger projects shall comply with applicable Zoning Ordinance. Plants outside of the converted area are not considered in the plant coverage calculation even if they are adjacent to, or overhanging into, the converted area.
- B. **Plant Type Restrictions:** Plants installed in the converted area **must be low water use** and adaptable to the local climate. Moderate water use plants and invasive plants will not be allowed. Applicants are encouraged to use native plants.

Plants must be listed as low water use in at least one of the following publications:

- The City of Hayward Suggested Water-Efficient Plants
- Sunset Western Garden Book
- EBMUD's Publication of Plants and Landscapes for Summer-Dry Climates

- C. **Planting Plan:** A planting plan is required at the time of application. The planting plan should be a to-scale, aerial view of the area to be converted, with dimensions of that area, and it must include a plant list. The planting plan should also show the proposed locations for each plant listed in the proposed plant list.
- D. **Impermeable Surfaces:** Impermeable surfaces such as concrete or pavers set in mortar bed that do not allow water to penetrate into the ground are not allowed as part of the converted area. Permeable paving is allowed in up to 50% of the converted area. Permeable paving types are pavers and natural stones in sand leveling bed, decomposed granite without binding material, mulch (except for shredded bark mulch), and gravel. Other permeable paving types could be acceptable upon approval by the City.
- E. **Artificial Turf:** Rebates will not be issued for artificial turf that is installed within the converted area.
- F. **Mulch Requirements:** All planting areas within the converted area must have a minimum of three (3) inches of mulch. Shredded bark mulch is not allowed. If weed barriers are used under mulch, the barrier must be permeable to water.
- G. **Sheet Mulching:** Lawn conversion projects that use sheet mulching will be eligible to receive the extra rebate of twenty-five cents (\$0.25) per square foot of converted area. Sheet mulching must be used correctly in order to be eligible for the rebate. Please see the sheet mulching links in the resources section of this document to learn about the appropriate way to sheet mulch.
- H. **Efficient Irrigation System Requirements:** An irrigation system is not required in the converted area for residential applicants. However, an irrigation system that complies with the current Bay-Friendly Water Efficient Landscape Ordinance is required in the converted area for commercial/industrial applicants. New irrigation systems must comply with all of the following requirements:
- Low volume drip
 - Equipped with proper backflow prevention device, a rainfall shutoff valve, a pressure regulator, filter and pressure compensating emitters
 - In good working order
 - Free of leaks and malfunctions.

If only a portion of lawn is converted, the converted area must be irrigated on a separate valve from the remaining lawn. The sprinkler system for the remaining lawn must be modified to irrigate only the remaining lawn and must not spray onto the converted area.

Existing sprinkler irrigation in the converted area must be removed, capped in place, or converted to a low volume drip.

III. Terms of the Lawn Conversion Rebate

- A. **Rebate Term:** Lawn conversion projects must be completed within six (6) months following receipt of the "Notice to Proceed" from the City. If the applicant does not maintain the converted area, the applicant may be charged for some, or all, of the rebate, at the City's discretion.
- B. **Rebate Amount:** The rebate amount for front yards and areas visible to the public is seventy-five cents (\$0.75) per square foot of lawn converted. The rebate amount for backyards and areas not visible to the public is fifty cents (\$0.50) per square foot of lawn converted. An additional twenty-five cents (\$0.25) per square foot of lawn converted will be available for projects that use sheet mulching. Rebates will be issued after the Lawn Conversion Project has been completed and approved. Rebates will be issued in the form of a check.

Rebates over \$600: Approved rebates of \$600 or more may be considered income by the IRS. Program application submittals approved for rebates over \$600 are required to complete an IRS W-9 form and return it to the City of Hayward prior to issuance of the rebate.

- C. **Pre-Conversion Site Inspection:** The City of Hayward water customers interested in participating in the Lawn Conversion Program must first submit an application to the City, including a planting plan for the converted

area with dimensions, plant locations, and plant names along with a proposed plant list for the converted area. If coverage and plant requirements are met, the City may conduct a Pre-Conversion Site Inspection to verify the proposed conversion area and compliance with the Terms and Conditions. The City will issue a Notice to Proceed if the project is approved.

- D. **Post-Conversion Site Inspection:** The applicant is responsible for notifying the City when the Lawn Conversion Project is complete to schedule a Post-Conversion Site Inspection. During the Post-Conversion Site Inspection, applicants are required to provide the following documents:
- Final list of plants used in the Lawn Conversion Project.
 - Type of irrigation used in the Lawn Conversion Project, when applicable.
- E. If the Lawn Conversion Project does not meet the requirements for a rebate, the applicant will be given thirty (30) days, or the remainder of the six (6) month period, whichever is greater, to make Lawn Conversion Project consistent with the Program Terms and Conditions. Once the Lawn Conversion Project meets the Program requirements, the rebate will be issued to the applicant within approximately eight weeks.
- F. **Photography:** Photographs and/or video recordings will be taken of the property and Lawn Conversion Projects by the City staff as part of both the Pre- and Post-Conversion Site Inspections. By accepting the rebate, the applicant shall release the City of Hayward, its agents and employees, all rights to exhibit those media in print and electronic form publically and privately for any purpose in the normal course of business. The applicant waives any rights, claims, or interest to control the likeness or identification used in whatever media used. The applicant's personal identity shall not be published in any form other than solely the applicant's address. Applicant understands that there will be no financial or other remuneration for recording the subject property for initial or subsequent transmission or playback.
- G. **Additional Responsibilities of the Applicant:** The City of Hayward enforces only the Terms and Conditions described in this document. The applicant is solely responsible for complying with any and all laws, regulations, policies, conditions, covenants and restrictions that may apply, and for any and all liabilities arising out of a Lawn Conversion Project. Applicants must comply with all permitting requirements, and with all state and local laws relating to landscape maintenance and compliance with stormwater regulations.

IV. Additional Resources

City of Hayward Bay-Friendly Landscape Ordinance

Check the City's website for the most up-to-date landscape ordinance for general guidelines for sustainable and water-efficient landscaping and irrigation design.

City of Hayward Suggested Water-Efficient Plants

See the end of this document for the City's suggested list of water-efficient plants.

StopWaste

www.stopwaste.org

Bay Area Water Supply & Conservation Agency (BAWSA) Water-Wise Gardening Tool

www.bawsca.org/resources/tools

Lawn to Garden

www.lawntogarden.org

How to Obtain a Rebate:

(Checklist is provided as a guide and does not need to be submitted as part of the application)

1. Meet Initial Requirements:

- ☐ I have a good standing water account with City of Hayward.
- ☐ I am converting a minimum of 300 square feet of lawn, or the entire lawn if less than 300 square feet, or a swimming pool.
- ☐ I have not already started my project, and will not start my project until I have received approval from the City of Hayward.

2. Submit your Application:

- ☐ My plant list contains only species listed as low water use in one of the following publications:
 - City of Hayward Suggested Water-Efficient Plants
 - EBMUD Publication of Plant and Landscapes for Summer-Dry Climates
 - Sunset Western Garden Book
- ☐ My planting plan shows all of the following:
 - The area of the lawn or swimming pool that I wish to convert
 - The dimensions of the area I wish to convert
 - The layout and location of the plants listed on my plant list
- ☐ I have read all the terms and conditions and have signed the agreement.
- ☐ I have submitted my application, complete with a proposed plant list and planting plan.

3. Complete your Project:

- ☐ The City of Hayward has approved my application and I have received a Notice to Proceed.
- ☐ I have removed or capped the existing sprinkler irrigation system in the converted area or converted it to a drip irrigation system (required for non-residential projects).
- ☐ I have installed low water use plants in at least 50 % of the converted area and will cover the rest of the converted area with permeable materials such as mulch or pavers and stones in a sand bed.
- ☐ I have installed a 3-inch layer of mulch (except for shredded bark mulch) in the planting area within the converted area.
- ☐ The converted area doesn't include high water use plants, artificial turf, non-biodegradable weed block material, spray sprinkler systems, exposed soil surfaces, or non-permeable paving.
- ☐ I have completed my lawn conversion project within 6 months from receiving the Notice to Proceed.
- ☐ I have scheduled a Post-Conversion Inspection with the City and passed my inspection.

Lawn Conversion Rebate Program Application

Complete application and mail to:

City of Hayward Utilities Administration, 777 B Street, Hayward, CA 94541-5007, Attention: Lawn Conversion Rebate Program, or email to lawn.conversion@hayward-ca.gov.

Please Print:

Lawn Conversion Project Address: _____

Water Account Number: _____

Applicant Name: _____ Phone: _____

E-mail: _____

Mailing Address: _____

Best time to reach you Monday – Friday between 8:00 am – 5:00 pm: _____

Is the applicant the property owner? ☐ Yes ☐ No

If applicant is not the owner, please complete the following:

Name of the property owner: _____ Telephone _____

Signature of Property Owner signifying permission for applicant to participate in Program and implement proposed lawn conversion: _____

Rebate 1: Lawn and Swimming Pool Conversion Rebate

What is the area of Lawn or Swimming Pool Conversion Project? (Length x Width) = _____

☐ A map of my planting plan for my proposed Lawn Conversion Project is included in this application (the map should be a to-scale, aerial view of the area to be converted, with dimensions, and the proposed locations for each plant listed in the proposed plant list).

☐ My proposed Water-Efficient Plant List is included in the Application Package.

Rebate 2: Sheet Mulching Rebate

What is the area of the Conversion Project that will be converted using sheet mulching?

(Length x Width) = _____

**Sheet Mulching will be verified during the post-conversion inspection.*

Agreement:

I, the undersigned, understand that this is a limited, first-come/first-served, one-time program, that rebates are given only for projects for which application are approved in advance of installation, and that the City of Hayward is entitled to deny any application that does not meet program Terms and Conditions. I have voluntarily determined to participate in the City of Hayward Lawn Conversion Rebate Program. I have independently selected materials, supplies and labor for the purpose of performing the installation. I agree that all work performed will comply with applicable state and local laws, ordinances and regulations. I agree that the City of Hayward will visit the premises and verify existing conditions and that the work has been performed. By virtue of these inspections, I understand that the City of Hayward makes no determination with respect to whether materials and equipment are free of defects, the quality of workmanship, or the suitability of the premises or the materials or equipment for the installation. I also understand that the installation of irrigation equipment and landscape materials may not result in lower water bills. If this Application is approved by the City of Hayward and the work proceeds, I agree to defend, indemnify and hold harmless the City of Hayward, its directors, officers, agents and employees against any and all loss, liability, expense, claims, suits and damages, including attorney's fees, arising out of or resulting from the installation of irrigation equipment and landscape materials.

I have read, understand, and agree to the terms and conditions of this rebate program.

Signature: _____ Date: _____

Planting Plan of my proposed Lawn Conversion Project

This image shows a full page of blank graph paper. The grid consists of small, equal-sized squares formed by thin black lines. There are no margins, text, or other markings on the page.

[illegible]

Suggested Water-Efficient Plants

A list of common plants that don't require frequent watering, saving you time and lowering your water usage.

part of the City of Hayward's **Environmentally Friendly Landscape Guidelines for Single-Family Development**

Water-efficient landscaping can help save money, water, and promote a healthier yard and environment.

For more information on water-efficient landscaping, visit the City's Sustainable Hayward information at www.hayward-ca.gov

The images on the cover are of Hayward gardens using native or water-efficient plants.










































Photos of the Wright-Mendola Residence by Antonio Mendola




Photos of the Senturia-Cooper Residence

City of Hayward’s Suggested Water-Efficient Plants

	Characteristics	Flowers	Height <small>in feet unless noted</small>	Width	Sun	Water
TREES						
California Buckeye <i>Aesculus californica</i>	multi- or single-trunk; large, pear-shape fruit	 cream color in spring	30	30		
Arbutus <i>Arbutus 'Marina'</i>	multi- or single-trunk; cinnamon-red bark	 rosy-pink color in fall	30	35		
Atlas Cedar <i>Cedrus atlantica</i>	Wide-spreading, large tree; blue-green foliage		60-80	30-40		
Deodar Cedar <i>Cedrus deodara</i>	Medium to light green foliage with a pendulous top		80	40		
Common Hackberry <i>Celtis occidentalis</i>	yellow fall color		50	50		
Chinese Hackberry <i>Celtis sinensis</i>	yellow fall color		40	40		
Western Redbud <i>Cercis occidentalis</i>	single-trunk; yellow to red fall color; seedpods in winter	 magenta color in spring	15-18	15-18		
Bronze Loquat <i>Eriobotrya deflexa</i>	new leaves bright copper color	 creamy white in spring	10-15	15-20		
Pineapple Guava <i>Feijoa sellowiana</i>	multi-trunk shrub or tree; glossy leaves with silvery-gray underneath; edible fruit	 white with red stamens in spring	10-25	10-25		
Maidenhair Tree <i>Ginkgo biloba</i>	messy, ill-smelling fruit on female trees; brilliant, yellow fall color		35-50	25-50		
Jacaranda <i>Jacaranda</i>	multi- or single-trunk; flat, roundish seed capsules	 lavender blue or white from late spring to summer	25-40	15-30		
Glodenrain tree <i>Koelreuteria paniculata</i>	yellow-orange fall color	 large, yellow clusters in summer	20-40	20-35		
Crape Myrtle <i>Lagerstroemia indica 'Muskogee'</i>	multi- or single-trunk; red fall color	 lavender	25	12		



Crape Myrtle




































New Zealand Tea Tree



Fruitless Olive Tree

City of Hayward’s Suggested Water-Efficient Plants

Characteristics			Flowers	Height <small>in feet unless noted</small>	Width	Sun	Water
TREES							
Crape Myrtle <i>Lagerstroemia indica</i> 'Natchez'	multi- or single-trunk; orange-red fall color		white	25	12		
Crape Myrtle <i>Lagerstroemia indica</i> 'Tuscarora'	multi- or single-trunk; orange-red fall color		pinkish red	22	12		
New Zealand Tea Tree <i>Leptospermum</i>			white, pink or red in spring	10-30	10-30		
Paperbark <i>Melaleuca quinquenervia</i>	creamy, white peeling bark		creamy-yellow to pinkish flowers in summer and fall	20-40	15-25		
Fruitless Olive Tree <i>Olea europaea</i> 'Swan Hill' or 'Wilsoni'	multi- or single-trunk			25-30	25-30		
Pistacia Tree <i>Pistacia chinensis</i>	bright, yellow-orange to red fall color			30-60	30-60		
London Plane Tree <i>Platanus acerifolia</i> 'Columbia'	yellow-brown fall color; creamy new bark			40-80	30-40		
Flowering Plum Tree <i>Prunus cerasifera</i> 'Atropurpurea' or 'Krauter Vesuvius'	copper-red fall color		white to pink in spring	30	30		
Coastal Live Oak <i>Quercus agrifolia</i>	majestic as it matures; acorns			25-80	20-70		
California Pepper <i>Schinus molle</i>	gnarled, twisted trunk as it matures; lacy, weeping branches			25-40	25-40		
Redwood <i>Sequoia semperviron</i>	fast-growing, pyramidal tree; thick, reddish, fibrous bark with green to bluish-green foliage			60-100	25-30		



Pistacia Tree









































Flowering Plum Tree



Coastal Live Oak

City of Hayward’s Suggested Water-Efficient Plants

	Characteristics	Flowers	Height <small>in feet unless noted</small>	Width	Sun	Water
SHRUBS						
Glossy Abelia <i>Abelia grandiflora</i>	glossy, green leaves with graceful, arching branches	 white to pink in summer and fall	4-6	4-6		
Agave <i>Agave</i>	rosettes of green to grayish-green	 Creamy-white to greenish-yellow flowers on a massive stalk		varies		
Aloe <i>Aloe spp.</i>	succulent shrub; pointy, green-to-gray-green, fleshy leaves and spikes	 yellow-to-red flowers		varies		
Blue Hibiscus <i>Alyogyne huegelii</i>	Dark-green leaves; tropical looking	 white or lilac blue to deep purple intermittently year-round	5-8	5-8		
Dwarf or Compact Strawberry Tree <i>Arbutus unedo</i>	Dwarf or Compact; cinnamon-red bark	 rosy-pink color in fall	5-10	5-10		
Manzanita <i>Arctostaphylos spp.</i>	red fruits in late summer for fall	 white to pink in late winter and early spring		varies		
Wormwood or Artemisia <i>Artemisia spp.</i>	silver-gray, green foliage	 light white to yellow		varies		
Barberry <i>Berberis spp.</i>	orange or red berries in fall and winter	 bright yellow to orange in spring and summer		varies		
Bush Anemone <i>Carpenteria californica</i>	Refined multi-stemmed shrub with glossy green leathery leaves	 lightly-fragrant, white with yellow center in late spring	4	6		
Wild Lilac <i>Ceanothus spp.</i>		 white to blue in spring	3-15	3-15		
Western Redbud <i>Cercis occidentalis</i>	multi-trunk; yellow to red fall color; seedpods in winter	 magenta color in spring	12-20	12-20		
Flowering Quince <i>Chaenomeles</i>	thorny branches	 white or peach-pink to coral red in late winter	3-8	3-6		
Mexican Orange <i>Choisya ternata</i>	Bright, green leaves	 white in late winter or early spring, fragrant	6-8	6-8		



Agave








































Aloe (photo by Stan Shebs)



Breath of Heaven

City of Hayward’s Suggested Water-Efficient Plants

	Characteristics	Flowers	Height <small>in feet unless noted</small>	Width	Sun	Water
SHRUBS						
Rockrose <i>Cistus spp.</i>	Informal, mounding shrub; good drainage required	 white, pink or crimson spot in spring and early summer	3-5	2-5		
Breath of Heaven <i>Coleonema spp.</i>	fragrant , needle-like foliage	 tiny white or star-shaped pink in winter and spring	3-5	3-5		
Australian Fuschsia <i>Correa pulchella</i>	graceful, branching with grayish-green to glossy, dark-green leaves	 small tubular white, rose to crimson in winter	4-5	2-3		
Smoke Tree <i>Cotinus coggygria</i>	multi-stem tree-like; yellow to red fall color	 tiny, greenish-white to pink-purple clusters in spring and summer	10-15	10-15		
Contoneaster <i>Cotoneaster spp.</i>	orange or red berries in fall or winter	 white to pink in spring		varies		
Hop Bush <i>Dodonaea viscosa</i>	bronze- or wine-colored leaves; papery seedpods	 insignificant flowers	10-15	10-15		
Pride of Madeira <i>Echium fastuosum</i>	dependable shrub with glossy, dark green leaves	 spike-like, violet blue in spring	6-10	4-6		
Escallonia <i>Escallonia spp.</i>	neat, dense, fast-growing with glossy leaves	 white, pink and red	3-15	2-15		
Evergreen Euonymus <i>Euonymus japonicus</i>	dependable shrub with glossy, dark green leaves		2-8	2-10		
Pineapple Guava <i>Feijoa sellowiana</i>	multi-trunk shrub or tree; glossy leaves with silvery-gray underneath; edible fruits	 white with red stamens in spring	10-25	10-25		
Toyon <i>Heteromeles arbutifolia</i>	masses of bright, red-orange berries in fall and winter	 white in early summer	10-15	10-20		
Lantana <i>Lantana</i>	mounding or trailing shape	 white, yellow, orange, or lilac in summer	3-5	2		
Lavender <i>Lavandula</i>	many varieties; fragrant; gray-green to green color	 white or lavender to purple in summer	2-6	1-4		



Pineapple Guava



Lantana



Lavender

City of Hayward’s Suggested Water-Efficient Plants

	Characteristics		Flowers	Height <small>in feet unless noted</small>	Width	Sun	Water
SHRUBS							
Tree Mallow <i>Lavatera</i>	gray-green to green color	🌿	light to deep rose in summer	3-12	3-12	○	💧💧
Mahonia <i>Mahonia</i>	tough, spiny, glossy, dark green to grayish green holly-like leaves with orange, red or blue berries	🌿🍃	yellow to yellow-orange in spring	4-6	4-6	◐	💧💧
Heavenly Bamboo <i>Nandina</i>	red to bronze color in winter with bright orange to red berries for months	🌿		2-6	2-6	◐	💧
Osmanthus <i>Osmanthus</i>	shiny, dark green color	🌿	tiny, fragrant, and white in spring	6-20	6-20	◑	💧💧
Mock Orange <i>Philadelphus</i>	soft-green color	🍃	large, fragrant, and white clusters in late spring	6-12	4-10	◑	💧
Photinia <i>Photinia fraseri</i>	copper-red new leaves; dark green older leaves	🌿	white in early spring	10-15	10-15	◐	💧💧
Pittosporum <i>Pittosporum spp.</i>	green to variegated leaf color	🌿	creamy white in spring	4-15	2-25	◐	💧💧
Indian Hawthorn <i>Raphiolepis indica</i>	dark green color with bronze stems	🌿	white to pink	3-6	3-6	◐	💧
Currant <i>Ribes</i>	pendant flowers; dark green color	🌿🍃	clusters of yellow to red in spring	3-12	3-12	◐◑	💧💧💧
Rose <i>Rosa</i>	fragrant climber to shrub shape; shiny green color	🌿🍃	masses	3-6	3-20	◐	💧💧
Sage <i>Salvia spp.</i>	fragrant leaves; silvery gray color	🌿🍃	white or pink to deep violet purple	1-5	1-5	○	💧
Santolina <i>Santolina spp.</i>	yellow-green to gray-green, rosemary-like leaves	🌿	bright yellow, botton shape in summer	2-3	2-3	○	💧
Coast Rosemary <i>Westringia fruticosa</i>	wide-spreading; green to grayish green color	🌿	white or lavender in mid-winter to spring	5-10	3-6	○	💧



Mohonia



Pittosporum



Santolina

City of Hayward’s Suggested Water-Efficient Plants

	Characteristics	Flowers	Height <small>in feet unless noted</small>	Width	Sun	Water
PERENNIALS						
Bear's Breech <i>Acanthus Mollis</i>	dramatic plant with large, deeply-lobed, shiny, dark-green leaves	long-lasting spikes of white or rose to purplish in late spring or summer	3-4	2-4	<div><div></div><div></div><div></div></div>	<div><div></div><div></div></div>
Yarrow <i>Achillea spp.</i>	ground-hugging to upright, silvery-gray to green, feathery, aromatic leaves	creamy-white, yellow or deep pink in summer and early fall		varies	<div><div></div><div></div><div></div></div>	<div><div></div><div></div></div>
Stonecress <i>Aethionema</i>	low, mounding with gray-green to bluish-green leaves short-lived, excellent drainage required	pink in spring and early summer	8-12	6-10	<div><div></div><div></div><div></div></div>	<div><div></div><div></div></div>
Lily-of-the-Nile <i>Agapanthus spp.</i>	succulent that is a reliable perennial for repeat performance	white or blue in summer	1-5	1-4	<div><div></div><div></div><div></div></div>	<div><div></div><div></div></div>
Agave <i>Agave</i>	succulent with dense compact, symmetrical clumps with strap-like, glossy-green leaves			varies	<div><div></div><div></div><div></div></div>	<div><div></div><div></div></div>
Ornamental Allium <i>Allium</i>	grass-like leaves; above-ground plant, withers after flowering	round, compact or spreading clusters of white , pink, or violet blue in spring and summer		varies	<div><div></div><div></div><div></div></div>	<div><div></div></div>
Windflower <i>Anemone spp.</i>	summer-dormant plant with finely-divided, green leaves	early spring to fall	3	1-2	<div><div></div><div></div><div></div></div>	<div><div></div></div>
Calamint <i>Calamintha nepeta</i>	compact, mounding, bushy herbs with aromatic, mint-like leaves, good drainage	dainty white to blue in late summer	1.5	1.5	<div><div></div><div></div><div></div></div>	<div><div></div><div></div></div>
Clivia <i>Clivia miniata</i>	broad, green, strap-like leaves	orange in spring	2	2	<div><div></div><div></div><div></div></div>	<div><div></div><div></div></div>
Cosmos <i>Cosmos bipinnatus</i>	somewhat floppy habit but attractive and moundy	white, pink, orange, yellow, or crimson color, daisy-like, in late summer and fall	2	3-6	<div><div></div><div></div><div></div></div>	<div><div></div><div></div></div>
Fortnight Lily <i>Dietes</i>	iris-like flowers and leaves	white or yellow in spring and summer	2-3	2-3	<div><div></div><div></div><div></div></div>	<div><div></div><div></div></div>
Purple Coneflower <i>Echinacea purpurea</i>	slowly-spreading clumps of dark green leaves	rosy-pink, daisy-like in summer	2	2-3	<div><div></div><div></div><div></div></div>	<div><div></div></div>
Euphorbia <i>Euphorbia</i>	bright yellow-green	bright yellow-green	2-4	2-4	<div><div></div><div></div><div></div></div>	<div><div></div><div></div><div></div></div>



Bear’s Breech (photo Wetman)



Lily of the Nile



Fortnight Lily

City of Hayward’s Suggested Water-Efficient Plants

	Characteristics	Flowers	Height <small>in feet unless noted</small>	Width	Sun	Water
PERENNIALS						
Iris <i>Iris</i>	summer-dormant, new leaves and flowers late winter or early spring	multiple colors			○●	💧
Rose Campion <i>Lychnis coronaria</i>	whitish-gray color, short-lived	magenta in summer	1-1.5	1.5-2	○●	💧
Grape Hyacinth <i>Muscari</i>	thin, floppy clumps of grass-like, fleshy leaves	small, fragrant, with blue or white flowers in early spring	8"-1'		○●	💧
Catmint <i>Nepeta</i>	short-lived; self-sowing; whitish gray color	blue in late spring to summer	1-3	1	○	💧💧
Mexican Evening Primrose <i>Oenothera speciosa</i>	spreads by rhizomes	fragrant, white to pink in late spring to fall	3	1	○●	💧💧
California Poppy <i>Papaver californicum</i>	showy, ephemeral plant with gray-green to bluish-green leaves	orange to brick red in spring or early summer	6"-1'		○●	💧
Oriental Poppy <i>Papaver orientale</i>	showy, ephemeral plant with gray-green to bluish-green leaves	mostly orange and red in early summer	1-2	1-4	○●	💧
New Zealand Flax <i>Phormium</i>	blade-like leaves; color and size varies	reddish-tubular spikes in late spring and summer	1-12	1-12	○●	💧💧
Black-eyed Susan <i>Rudbeckia hirta</i>	short-lived	yellow-orange with black, central cones in summer	1-2	3-4	○	💧💧
Stonecrop <i>Sedum</i>	afternoon shade	yellow to pink in summer	4"-3'	4-8	○●	💧💧
Dusty Miller <i>Senecio cineraria</i>	whitish-gray, lobed leaves	small, creamy white or yellow	2-3	2-3	○●	💧
Lamb's Ears <i>Stachys byzantina</i>	spreading; soft, woolly, silvery-gray leaves	small, pink to purplish spikes in summer	3	6-12	○●	💧💧
Society Garlic <i>Tulbaghia violacea</i>	narrow, bluish-gray leaves	clusters of pale lavender in spring and summer	1-2	1-2	○	💧
Yucca <i>Yucca</i>	rosettes of sword-shape leaves	creamy-white clusters on tall stalks in early spring	2-5	2-12	○	💧💧



Euphorbia



New Zealand Flax



Society Garlic

City of Hayward's Suggested Water-Efficient Plants

	Characteristics	Flowers	Height <small>in feet unless noted</small>	Width	Sun	Water
GRASSES AND GRASS-LIKE PLANTS						
Reed Grass <i>Calamagrostis</i>	cool-season bunchgrasses; upright, graceful with leaves tinged red in fall and winter	narrow plumes of pale pink rise well above leaves	2	2-4	○●	💧
Sedge <i>Carex</i>	clumping, grass-like plant, best in moist situations		1-2	1-2	○●●	💧
Fescue <i>Festuca</i>	small, dense hummocks of narrow, green to blue to gray leaves; divides occasionally		1-3	1-2	○●	💧
Oat Grass <i>Helictotrichon sempervirens</i>	clumping, cool-season grass with spiky mound of narrow blue-gray leaves	straw-colored, upright plums in late spring or early summer	2-3	2-3	○	💧
Miscanthus <i>Miscanthus</i>	clumping, gracefully arching leaves that turn yellowish in fall		2-4	2-6	○●	💧
Mexican Feather Grass <i>Nassella tenuissima</i>	fine-textured, fall grass; green in winter, summer dormant needs well-drained soil	greenish-silvery flowers	2-4	2-6	○●	💧💧
Feather Grass <i>Stipa</i>	dramatic, clumping, cool-season grass; narrow, arching grayish-green leaves	shimmering, golden, flower heads rising high above leaves	2-3	2-4	○	💧



Fescue



Oat Grass



Mexican Feather Grass

Promote Healthy Soil by...

- Composting food waste and garden debris for a nutrient rich soil additive...
- Laying recycled cardboard or sheet mulching before placing mulch to control weeds...
- Using leaves, chipped plants, branches and garden clippings as mulch.

Protect the Bay by...

- Eliminating or limiting use of synthetic fertilizers or herbicides, and preventing them from running off into the Bay...
- Minimizing impervious paving such as concrete patios and driveways that doesn't allow water to recharge ground water...
- Terracing steep slopes to prevent erosion and reduce run-off.

Create a Wildlife-Friendly Yard by...

- Providing variety of plants with flowers and fruits for birds, butterflies, and other wildlife...
- Providing bird bath, water dish or a small pond...
- Leaving some areas untidy: let flowers go to seed to provide food for birds and dead leaves or stalks to shelter for insects.

City of Hayward’s Suggested Water-Efficient Plants

	Characteristics	Flowers	Height <small>in feet unless noted</small>	Width	Sun	Water
GROUNDCOVERS						
Monterey Manzanita <i>Arctostaphylos hookeri</i> 'Monterey Carpet'	broad carpets or dense mounds of dark green leaf; good erosion control; large area only	 pinkish white	1'-4'	4'		
Bearberry <i>Arctostaphylos uva-ursi</i>	fine-textured mats of glossy leaves that turn bronzy-red in fall; good erosion control; large area only	 white with tinge of pink	1'-2'	10'-15'		
Common Thrift or Sea Pink <i>Armeria maritima</i>	compact, slowly-spreading mound of narrow, bluish-green, grassy leaves	small round heads of white to rose pink in spring and early summer	8"-8"	6"-1'		
Snow-in-summer <i>Cerastium tomentosum</i>	silvery-gray green color	white in early summer	6"	3'		
Silver Carpet <i>Dymondia margaretae</i>	narrow leaves with dark green above and cottony white below	daisy-like in summer	1"-3"	2"		
Fleabane <i>Erigeron</i>	fast-growing, easy-care	pink, lavender, or violet daisy-like shape in spring to fall	8"-2'	8"-2'		
Clumping Gazania <i>Gazania</i>	dark-green, lobed leaves with gray-wooly undersides	 white, yellow, orange, rose-pink, or multi-colored in spring to fall	6"-12"	3'		
Rosemary <i>Rosmarinus officinalis</i> 'Prostratus'	attracts birds, bees, butterflies; leaves used for seasoning, marrow leaves	 light blue fall thru spring and repeats in fall	2'	4'-8'		
Woolly Thyme <i>Thymus pseudolanuginosus</i>	gray color leaves	 pink in summer	2"-3"	3'		
Dwarf Periwinkle <i>Vinca minor</i>	trailing, arching, shiny, dark, green, oval leaves	 pinwheel-shaped, deep blue in spring and fall	2'	4'-6'		



Sea Pink



























Fleabane




Clumping Gazania

Water Smart with Less Water by...
Choosing plants that are California-native or drought-tolerant from local nurseries...
Minimizing or eliminating water-consuming lawn areas...
Grouping plants with similar watering needs...
Installing an efficient irrigation system with a rain or moisture sensor...
Reducing rain and irrigation run-off by installing a rainwater collection or a recycled, gray-water system.

City of Hayward's Suggested Water-Efficient Plants


	Characteristics	Flowers	Height <small>in feet unless noted</small>	Width	Sun	Water
VINES						
Bougainvillea <i>Bougainvillea</i>	needs support; stiff, needle-like thorns	 white to deep magenta spring to fall	15-30			
Violet Trumpet Vine <i>Clytostoma callistegioides</i>	climbing tendrils, needs support	 trumpet-shaped, lavender in spring and summer	25			
Lilac Vine <i>Hardenbergia violacea</i>	needs support	 deep violet, rosy-pink, or white in late winter to spring	10-12			
Pink Jasmine <i>Jasminum polyanthum</i>	twining stems; needs support; pink buds	 intensely fragrant, clusters of star-shaped white in late winter and spring	20			
Boston Ivy <i>Parthenocissus tricuspidata</i>	no vine support necessary; orange or red fall color		25-30			
Potato Vine <i>Solanum jasminoides</i>	needs support to twine as it grows	 white, all year around	30			
Cape Honeysuckle <i>Tecomaria capensis</i>	needs support	 orange to red-orange in fall to spring	15-30			
Wisteria <i>Wisteria sinensis</i>	long seedpods	 pendulous clusters of white or lavender in spring	30			



Bougainvillea



Violet Trumpet Vine



Wisteria

Save Energy by...

- Planting deciduous trees on the west side of the house to provide shade...
- Paving less and planting more: greener not grayer...
- Using solar-powered or low-voltage lighting, indoors and outdoors.

Reduce Waste and Promote a Healthy Community by...

- Tolerating pests as much as possible...
- Growing your own fruits and vegetable organically...
- Minimizing pruning...
- Allowing enough room for each plant to grow...
- Mowing lawn less often and only when it is dry; leaving the clippings on the lawn.