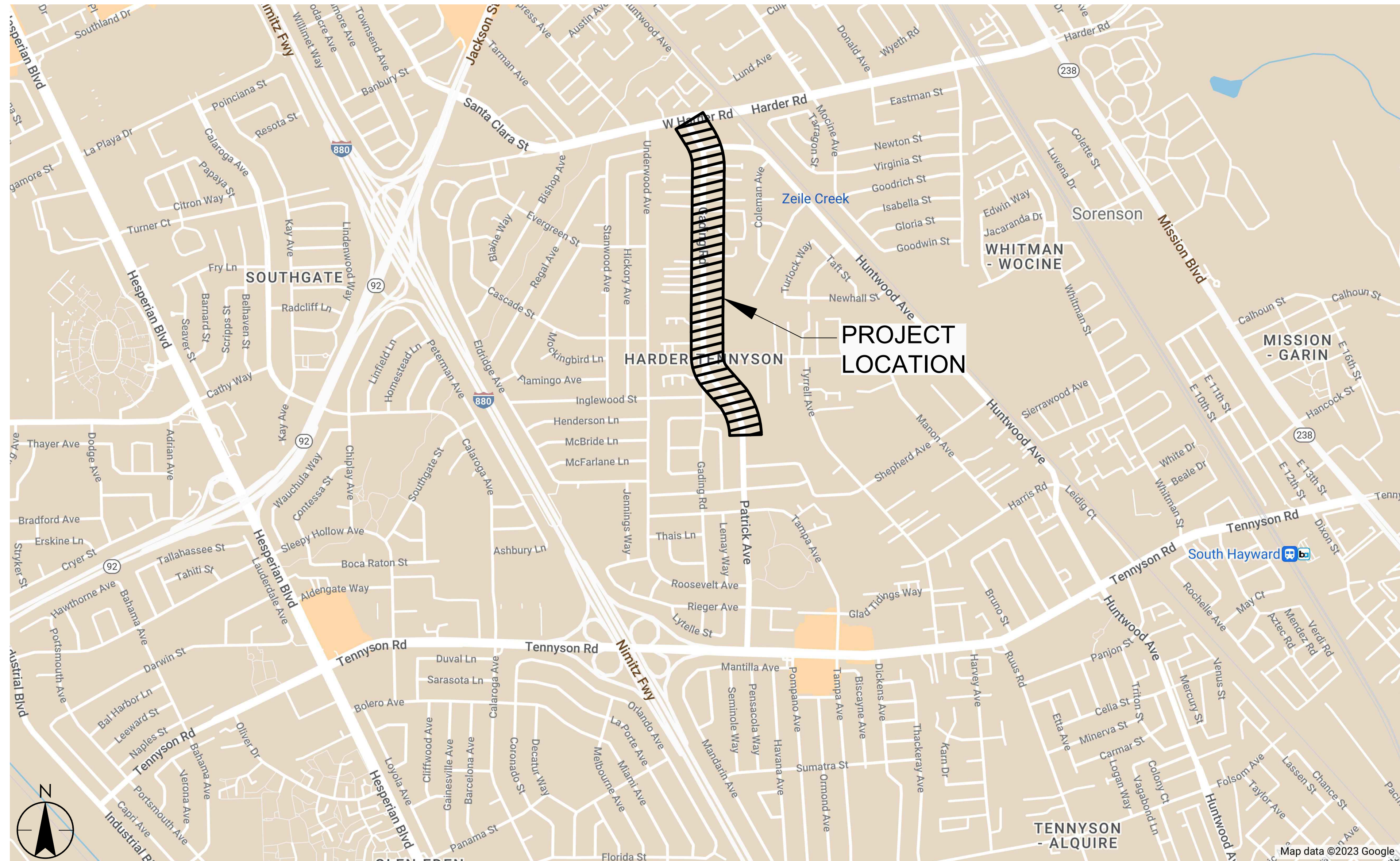


# GADING ROAD COMPLETE STREETS PROJECT

CITY OF HAYWARD, CALIFORNIA

CITY PROJECT NO. 05307



VICINITY MAP

## INDEX OF SHEETS

SHEET No.	DESCRIPTION
TL-1	TITLE SHEET & LOCATION MAP
SS-1	PROPOSED STRIPING PLAN
SS-2	PROPOSED STRIPING PLAN

### SIGNING AND STRIPING NOTES

- 9 FURNISH AND INSTALL WHITE THERMOPLASTIC DETAIL 9 TRAFFIC STRIPE PER CALTRANS STANDARD PLAN SHEET A20A.
- 22 FURNISH AND INSTALL YELLOW THERMOPLASTIC DETAIL 22 TRAFFIC STRIPE PER CALTRANS STANDARD PLAN SHEET A20A.
- 27A FURNISH AND INSTALL YELLOW THERMOPLASTIC DETAIL 27A TRAFFIC STRIPE PER CALTRANS STANDARD PLAN SHEET A20B.
- 29 FURNISH AND INSTALL YELLOW THERMOPLASTIC DETAIL 29 TRAFFIC STRIPE PER CALTRANS STANDARD PLAN SHEET A20B.
- 32 FURNISH AND INSTALL YELLOW THERMOPLASTIC DETAIL 32 TRAFFIC STRIPE PER CALTRANS STANDARD PLAN SHEET A20B.
- 38 FURNISH AND INSTALL WHITE THERMOPLASTIC DETAIL 38 TRAFFIC STRIPE PER CALTRANS STANDARD SHEET A20D.
- 39 FURNISH AND INSTALL WHITE THERMOPLASTIC DETAIL 39 TRAFFIC STRIPE PER CALTRANS STANDARD PLAN SHEET A20D.
- 39A FURNISH AND INSTALL WHITE THERMOPLASTIC DETAIL 39A TRAFFIC STRIPE PER CALTRANS STANDARD PLAN SHEET A20D.
- 1 FURNISH AND INSTALL WHITE BASIC CROSSWALK PER CALTRANS STANDARD PLAN SHEET A24F.
- 2 FURNISH AND INSTALL YELLOW OR WHITE CONTINENTAL CROSSWALK (2' YELLOW OR WHITE LINE BY 2' SPACING) PER CALTRANS STANDARD PLAN SHEET A24F.
- 3 FURNISH AND INSTALL WHITE HIGH VISIBILITY LADDER CROSSWALK (2' WHITE LINE BY 2' SPACING) PER CALTRANS STANDARD PLAN SHEET A24F.
- 4 FURNISH AND INSTALL NEW W9-1 SIGN AND POST.
- 5 FURNISH AND INSTALL NEW W4-2 SIGN AND POST.
- 6 FURNISH AND INSTALL NEW R81(CA) SIGN AND POST.
- 7 FURNISH AND INSTALL WHITE THERMOPLASTIC LIMIT LINE PER CALTRANS STANDARD PLAN SHEET A24G.
- 8 FURNISH AND INSTALL NEW R4-8 SIGN AND POST. FURNISH AND INSTALL CUSTOM SIGN STATING "EXCEPT BIKES" TO BE PLACED BELOW R4-8 SIGN.

### LEGENDS

- FURNISH AND INSTALL WHITE THERMOPLASTIC BIKE LANE ARROW (5') PER CALTRANS STANDARD PLAN SHEET A24A
- FURNISH AND INSTALL WHITE THERMOPLASTIC BIKE LANE SYMBOL WITH PERSON PER CALTRANS STANDARD PLAN SHEET A24C
- FURNISH AND INSTALL 5' WIDE GREEN THERMOPLASTIC BIKE LANE MARKING
- FURNISH AND INSTALL 4" WHITE THERMOPLASTIC BIKE LANE BUFFER STRIPING AT 12' O.C. SPACING
- FURNISH AND INSTALL WHITE THERMOPLASTIC TYPE II (24") THRU-LEFT ARROW PER CALTRANS STANDARD PLAN SHEET A24B
- FURNISH AND INSTALL WHITE THERMOPLASTIC TYPE III (24") ARROW PER CALTRANS STANDARD PLAN SHEET A24B
- FURNISH AND INSTALL WHITE THERMOPLASTIC TYPE IV (8") ARROW PER CALTRANS STANDARD PLAN SHEET A24A
- FURNISH AND INSTALL WHITE THERMOPLASTIC TYPE VI (18") ARROW PER CALTRANS STANDARD PLAN SHEET A24A
- FURNISH AND INSTALL WHITE BOLLARDS AT 12' O.C. SPACING. BOLLARDS SHOULD NOT BE WITHIN 10' DRIVEWAYS.
- FURNISH AND INSTALL CONCRETE REFUGE

GADING RD COMPLETE STREETS PROJECT  
TITLE SHEET & LOCATION MAP

CITY OF HAYWARD  
DEPARTMENT OF PUBLIC WORKS  
ENGINEERING DIVISION

DESIGNED BY: R. SHERMAN  
DRAWN BY: R. SHERMAN  
APPROVED BY: [Signature]  
ACTING DEPUTY DIRECTOR OF PUBLIC WORKS

CHECKED BY: S. WBI  
APPROVAL REC'D: [Signature]  
DIRECTOR OF PUBLIC WORKS

PROJ. NO.: XXXXX  
DATE: 12-11-2024

REV.	DATE	DESCRIPTION	BY

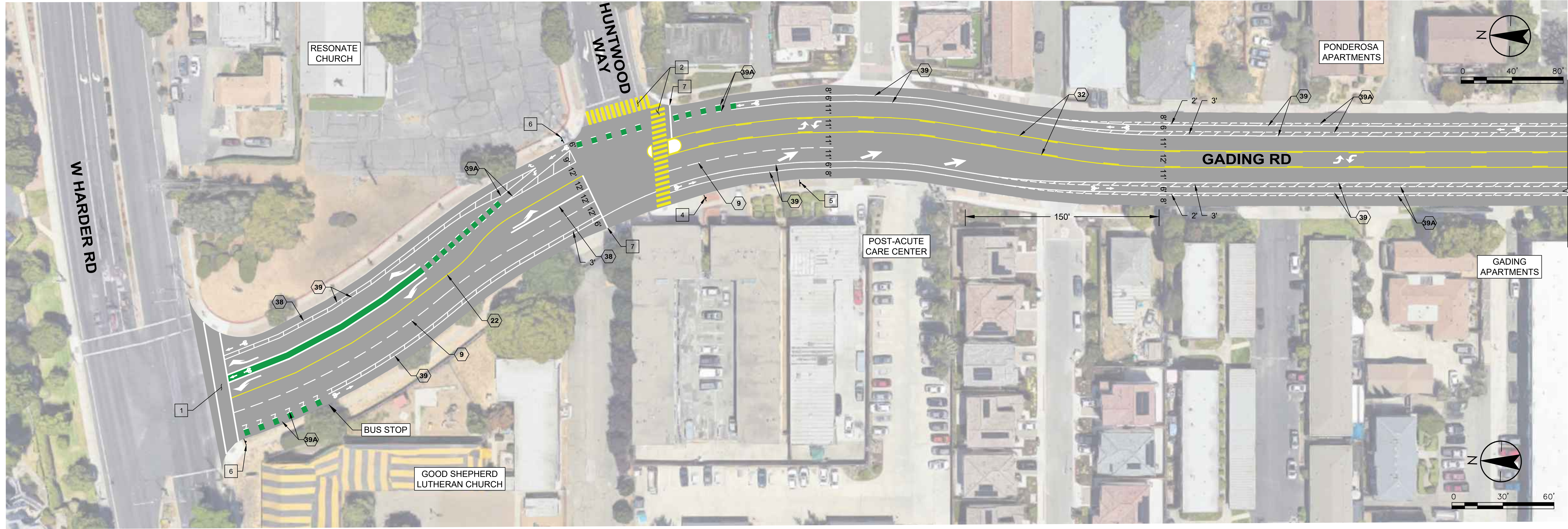
ADVANCED MOBILITY GROUP  
3003 OAK ROAD, SUITE 100  
WALNUT CREEK, CA 94597  
WWW.AMOMOBILITY.COM



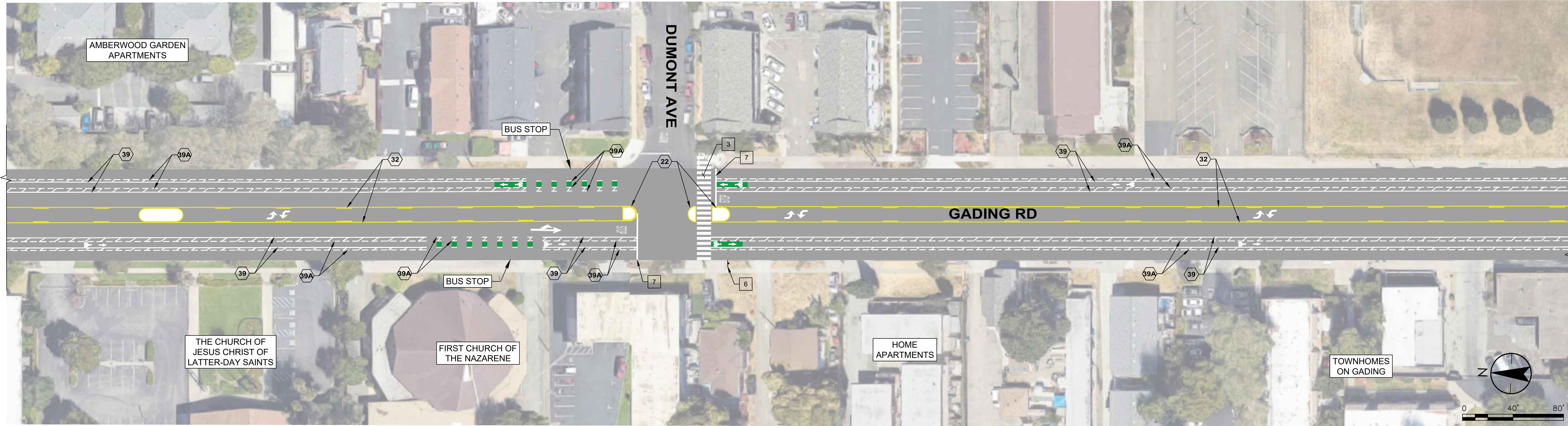
SHEET No. TL-1

TOTAL SHEETS: XXX  
FILE No.: X-XXXX

SCALE: N/A



SEE MATCHLINE BELOW



SEE MATCHLINE ABOVE

SEE SHEET SS-2

GADING RD COMPLETE STREETS PROJECT  
STRIPING PLAN

CITY OF HAYWARD  
DEPARTMENT OF PUBLIC WORKS  
ENGINEERING DIVISION

DESIGNED BY: R. SHERMAN  
DRAWN BY: R. SHERMAN  
APPROVED BY: ACTING DEPUTY DIRECTOR OF PUBLIC WORKS

CHECKED BY: S. YARI  
APPROVAL REC'D: \_\_\_\_\_  
DATE: ..12..11..2024

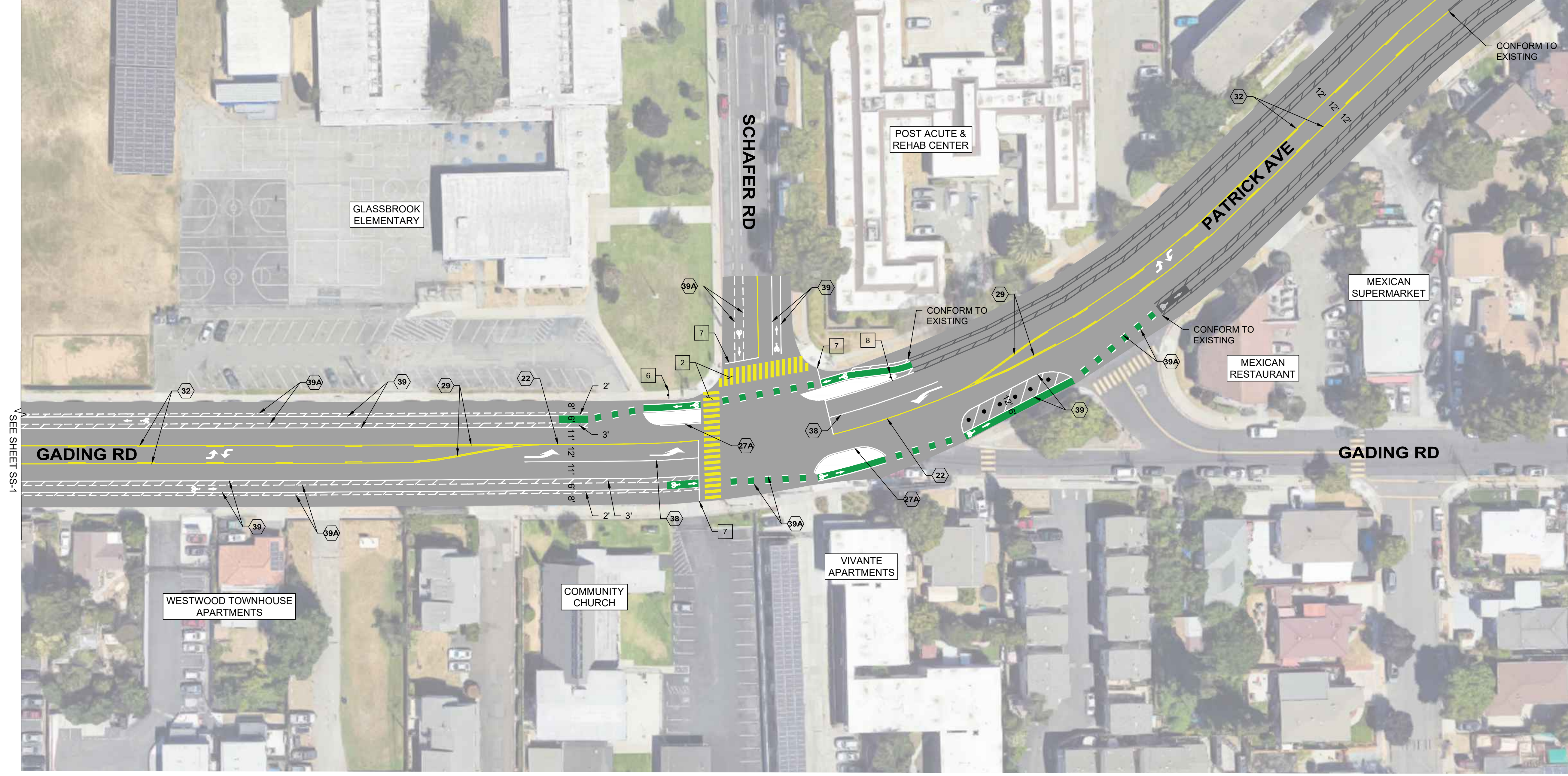
PROJ. NO.: XXXXX  
SCALE: 1"=40'

REV.	DATE	DESCRIPTION	BY

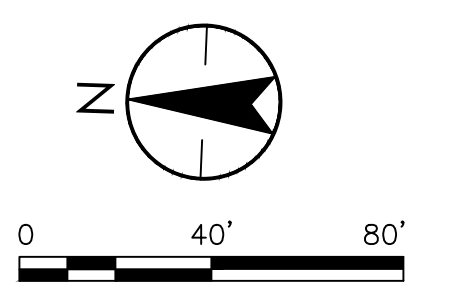
ADVANCED MOBILITY GROUP  
3003 OAK ROAD, SUITE 100  
WALNUT CREEK, CA 94597  
WWW.AMOBILITY.COM



TOTAL SHEETS: XXX  
FILE NO.: X-XXXX  
SHEET No. SS-1



SEE SHEET SS-1



**ADVANCED MOBILITY GROUP**  
 3003 OAK ROAD, SUITE 100  
 WALNUT CREEK, CA 94597  
 WWW.AMOBILITY.COM

**CITY OF HAYWARD**  
 DEPARTMENT OF PUBLIC WORKS  
 ENGINEERING DIVISION

DESIGNED BY: R. SHERNANO    CHECKED BY: S. YARI  
 DRAWN BY: R. SHERNANO    APPROVAL REC'D: \_\_\_\_\_  
 APPROVED BY: \_\_\_\_\_  
 ACTING DEPUTY DIRECTOR OF PUBLIC WORKS    DIRECTOR OF PUBLIC WORKS

PROJ. NO.: XXXXX    DATE: ..12..11..2024  
 REV.    DATE    DESCRIPTION    BY

GADING RD COMPLETE STREETS PROJECT

**STRIPING PLAN**

TOTAL SHEETS: XXX    SHEET No. **SS-2**  
 FILE No.: X-XXXX

SCALE: **1"=40'**