



Customer Service
PO Box 11813
Harrisburg, PA 17108-1813

ACCOUNT STATEMENT

For the Month Ending
March 31, 2015

CITY OF HAYWARD

Client Management Team

Monique Spyke

Director
50 California Street, Suite 2300
San Francisco, CA 94111
415-982-5544
spykem@pfm.com

Robert Cheddar, CFA

Managing Director/Senior Portfolio Manager
One Keystone Plaza, Suite 300
Harrisburg, PA 17101
717-231-6202
cheddarr@pfm.com

Contents

Cover/Disclosures
Summary Statement
Individual Accounts

Accounts included in Statement

35310000 CITY OF HAYWARD

CITY OF HAYWARD
TRACY VESELY
777 B ST
HAYWARD, CA 94541

Online Access <http://www.pfm.com>

Customer Service 1-717-232-2723

**Important Disclosures****Important Disclosures**

This statement is for general information purposes only and is not intended to provide specific advice or recommendations. PFM Asset Management LLC ("PFM") is an investment advisor registered with the Securities and Exchange Commission, and is required to maintain a written disclosure statement of our background and business experience. If you would like to receive a copy of our current disclosure statement, please contact Service Operations at the address below.

Proxy Voting PFM does not normally receive proxies to vote on behalf of its clients. However, it does on occasion receive consent requests. In the event a consent request is received the portfolio manager contacts the client and then proceeds according to their instructions. PFM's Proxy Voting Policy is available upon request by contacting Service Operations at the address below.

Questions About an Account PFM's monthly statement is intended to detail our investment advisory activity as well as the activity of any accounts held by clients in pools that are managed by PFM. The custodian bank maintains the control of assets and executes (i.e., settles) all investment transactions. The custodian statement is the official record of security and cash holdings and transactions. PFM recognizes that clients may use these reports to facilitate record keeping and that the custodian bank statement and the PFM statement should be reconciled and differences resolved. Many custodians use a settlement date basis which may result in the need to reconcile due to a timing difference.

Account Control PFM does not have the authority to withdraw funds from or deposit funds to the custodian. Our clients retain responsibility for their internal accounting policies; implementing and enforcing internal controls and generating ledger entries or otherwise recording transactions.

Market Value Generally, PFM's market prices are derived from closing bid prices as of the last business day of the month as supplied by Interactive Data, Bloomberg or Telerate. Where prices are not available from generally recognized sources the securities are priced using a yield-based matrix system to arrive at an estimated market value. Prices that fall between data points are interpolated. Non-negotiable FDIC-insured bank certificates of deposit are priced at par. Although PFM believes the prices to be reliable, the values of the securities do not always represent the prices at which the securities could have been bought or sold. Explanation of the valuation methods for money market and TERM funds is contained in the appropriate fund information statement.

Amortized Cost The original cost of the principal of the security is adjusted for the amount of the periodic reduction of any discount or premium from the purchase date until the date of the report. Discount or premium with respect to short term securities (those with less than one year to maturity at time of issuance) is amortized on a straightline basis. Such discount or premium with respect to longer term securities is amortized using the constant yield basis.

Tax Reporting Cost data and realized gains / losses are provided for informational purposes only. Please review for accuracy and consult your tax advisor to determine the tax consequences of your security transactions. PFM does not report such information to the IRS or other taxing authorities and is not responsible for the accuracy of such information that may be required to be reported to federal, state or other taxing authorities.

Financial Situation In order to better serve you, PFM should be promptly notified of any material change in your investment objective or financial situation.

Callable Securities Securities subject to redemption prior to maturity may be redeemed in whole or in part before maturity, which could affect the yield represented.

Portfolio The securities in this portfolio, including shares of mutual funds, are not guaranteed or otherwise protected by PFM, the FDIC (except for certain non-negotiable certificates of deposit) or any government agency. Investment in securities involves risks, including the possible loss of the amount invested.

Rating Information provided for ratings is based upon a good faith inquiry of selected sources, but its accuracy and completeness cannot be guaranteed. Shares of some money market and TERM funds are marketed through representatives of PFM's wholly owned subsidiary, PFM Fund Distributors, Inc. PFM Fund Distributors, Inc. is registered with the SEC as a broker/dealer and is a member of the Financial Industry Regulatory Authority ("FINRA") and the Municipal Securities Rulemaking Board ("MSRB"). You may reach the FINRA by calling the FINRA Regulator Public Disclosure Hotline at 1-888-289-9999 or at the FINRA Regulation Internet website address www.nasd.com. A brochure describing the FINRA Regulation Public Disclosure Program is also available from the FINRA upon request.

Key Terms and Definitions

Dividends on money market funds consist of interest earned, plus any discount ratably amortized to the date of maturity, plus all realized gains and losses on the sale of securities prior to maturity, less ratable amortization of any premium and all accrued expenses to the fund. Dividends are accrued daily and may be paid either monthly or quarterly. The monthly earnings on this statement represent the estimated dividend accrued for the month for any program that distributes earnings on a quarterly basis. There is no guarantee that the estimated amount will be paid on the actual distribution date.

Current Yield is the net change, exclusive of capital changes and income other than investment income, in the value of a hypothetical fund account with a balance of one share over the seven-day base period including the statement date, expressed as a percentage of the value of one share (normally \$1.00 per share) at the beginning of the seven-day period. This resulting net change in account value is then annualized by multiplying it by 365 and dividing the result by 7. The yields quoted should not be considered a representation of the yield of the fund in the future, since the yield is not fixed.

Average maturity represents the average maturity of all securities and investments of a portfolio, determined by multiplying the par or principal value of each security or investment by its maturity (days or years), summing the products, and dividing the sum by the total principal value of the portfolio. The stated maturity date of mortgage backed or callable securities are used in this statement. However the actual maturity of these securities could vary depending on the level or prepayments on the underlying mortgages or whether a callable security has or is still able to be called.

Monthly distribution yield represents the net change in the value of one share (normally \$1.00 per share) resulting from all dividends declared during the month by a fund expressed as a percentage of the value of one share at the beginning of the month. This resulting net change is then annualized by multiplying it by 365 and dividing it by the number of calendar days in the month.

YTM at Cost The yield to maturity at cost is the expected rate of return, based on the original cost, the annual interest receipts, maturity value and the time period from purchase date to maturity, stated as a percentage, on an annualized basis.

YTM at Market The yield to maturity at market is the rate of return, based on the current market value, the annual interest receipts, maturity value and the time period remaining until maturity, stated as a percentage, on an annualized basis.

Managed Account A portfolio of investments managed discretely by PFM according to the client's specific investment policy and requirements. The investments are directly owned by the client and held by the client's custodian.

Unsettled Trade A trade which has been executed however the final consummation of the security transaction and payment has not yet taken place.

Please review the detail pages of this statement carefully. If you think your statement is wrong, missing account information, or if you need more information about a transaction, please contact PFM within 60 days of receipt. If you have other concerns or questions regarding your account you should contact a member of your client management team or PFM Service Operations at the address below.

PFM Asset Management LLC
Attn: Service Operations
One Keystone Plaza, Suite 300
N. Front & Market Sts
Harrisburg, PA 17101



Managed Account Summary Statement

For the Month Ending **March 31, 2015**

CITY OF HAYWARD - 35310000

Transaction Summary - Managed Account

Opening Market Value	\$81,916,652.01
Maturities/Calls	(810,440.50)
Principal Dispositions	(12,091,116.87)
Principal Acquisitions	12,970,653.92
Unsettled Trades	0.00
Change in Current Value	132,098.45
Closing Market Value	\$82,117,847.01

Cash Transactions Summary - Managed Account

Maturities/Calls	810,000.00
Sale Proceeds	12,106,936.19
Coupon/Interest/Dividend Income	118,163.48
Principal Payments	440.50
Security Purchases	(12,992,776.83)
Net Cash Contribution	(42,763.34)
Reconciling Transactions	0.00

Earnings Reconciliation (Cash Basis) - Managed Account

Interest/Dividends/Coupons Received	133,982.80
Less Purchased Interest Related to Interest/Coupons	(22,122.91)
Plus Net Realized Gains/Losses	(19,795.08)
Total Cash Basis Earnings	\$92,064.81

Cash Balance

Closing Cash Balance	\$0.00
-----------------------------	---------------

Earnings Reconciliation (Accrual Basis)

	Total
Ending Amortized Value of Securities	81,856,130.50
Ending Accrued Interest	127,660.78
Plus Proceeds from Sales	12,106,936.19
Plus Proceeds of Maturities/Calls/Principal Payments	810,440.50
Plus Coupons/Dividends Received	118,163.48
Less Cost of New Purchases	(12,992,776.83)
Less Beginning Amortized Value of Securities	(81,793,639.83)
Less Beginning Accrued Interest	(173,897.78)
Total Accrual Basis Earnings	\$59,017.01



Portfolio Summary and Statistics

For the Month Ending **March 31, 2015**

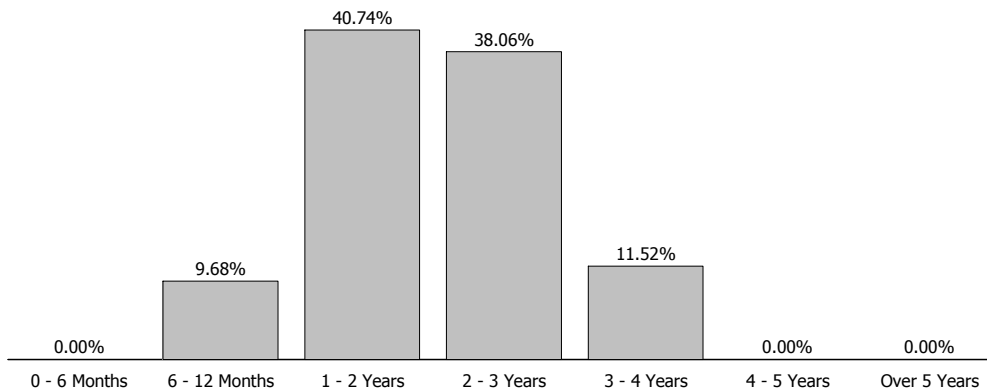
CITY OF HAYWARD - 35310000

Account Summary

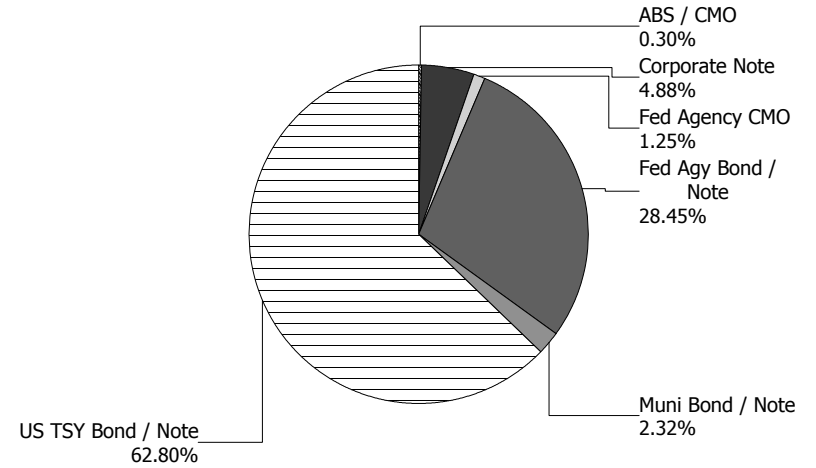
Description	Par Value	Market Value	Percent
U.S. Treasury Bond / Note	51,260,000.00	51,581,344.98	62.80
Municipal Bond / Note	1,905,000.00	1,904,903.10	2.32
Federal Agency Collateralized Mortgage Obligation	1,019,559.50	1,023,876.57	1.25
Federal Agency Bond / Note	23,285,000.00	23,358,623.38	28.45
Corporate Note	3,990,000.00	4,003,857.65	4.88
Asset-Backed Security / Collateralized Mortgage Obligation	245,000.00	245,241.33	0.30
Managed Account Sub-Total	81,704,559.50	82,117,847.01	100.00%
Accrued Interest		127,660.78	
Total Portfolio	81,704,559.50	82,245,507.79	

Unsettled Trades **0.00** **0.00**

Maturity Distribution



Sector Allocation



Characteristics

Yield to Maturity at Cost	0.78%
Yield to Maturity at Market	0.61%
Duration to Worst	1.83
Weighted Average Days to Maturity	709



Managed Account Issuer Summary

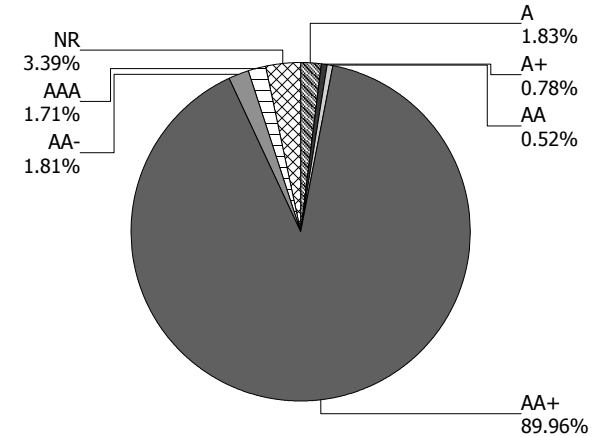
For the Month Ending **March 31, 2015**

CITY OF HAYWARD - 35310000

Issuer Summary

Issuer	Market Value of Holdings	Percent
CA EARTHQUAKE AUTH TXBL REV BOND	440,711.90	0.54
EXXON MOBIL CORP	1,408,059.80	1.71
FANNIE MAE	9,073,512.71	11.05
FARMER MAC	2,100,216.30	2.56
FEDERAL HOME LOAN BANKS	6,753,162.91	8.22
FORD CREDIT AUTO OWNER TRUST	245,241.33	0.30
FREDDIE MAC	6,455,608.03	7.86
ORANGE COUNTY, CA	1,033,675.20	1.26
STATE OF CONNECTICUT	430,516.00	0.52
THE WALT DISNEY CORPORATION	1,500,813.00	1.83
TOYOTA MOTOR CORP	451,458.45	0.55
UNITED STATES TREASURY	51,581,344.98	62.82
WELLS FARGO & COMPANY	643,526.40	0.78
Total	\$82,117,847.01	100.00%

Credit Quality (S&P Ratings)





Managed Account Detail of Securities Held

For the Month Ending **March 31, 2015**

CITY OF HAYWARD - 35310000

Security Type/Description Dated Date/Coupon/Maturity	CUSIP	Par	S&P Rating	Moody's Rating	Trade Date	Settle Date	Original Cost	YTM at Cost	Accrued Interest	Amortized Cost	Market Value
U.S. Treasury Bond / Note											
US TREASURY NOTES DTD 06/02/2014 0.375% 05/31/2016	912828WM8	2,120,000.00	AA+	Aaa	06/02/14	06/03/14	2,119,668.75	0.38	2,664.56	2,119,806.02	2,120,661.44
US TREASURY NOTES DTD 06/30/2009 3.250% 06/30/2016	912828KZ2	225,000.00	AA+	Aaa	05/14/13	05/15/13	244,828.13	0.41	1,838.23	232,947.23	233,068.28
US TREASURY NOTES DTD 06/30/2009 3.250% 06/30/2016	912828KZ2	635,000.00	AA+	Aaa	05/10/13	05/15/13	691,058.60	0.41	5,187.88	657,467.63	657,770.47
US TREASURY NOTES DTD 06/30/2009 3.250% 06/30/2016	912828KZ2	1,650,000.00	AA+	Aaa	05/22/13	05/24/13	1,792,505.86	0.44	13,480.32	1,707,588.88	1,709,167.35
US TREASURY NOTES DTD 06/30/2009 3.250% 06/30/2016	912828KZ2	2,300,000.00	AA+	Aaa	05/24/13	05/31/13	2,491,367.19	0.53	18,790.75	2,377,872.99	2,382,475.70
US TREASURY NOTES DTD 08/01/2011 1.500% 07/31/2016	912828QX1	3,975,000.00	AA+	Aaa	07/22/13	07/22/13	4,080,120.12	0.62	9,882.60	4,021,604.33	4,033,070.78
US TREASURY NOTES DTD 11/30/2011 0.875% 11/30/2016	912828RU6	3,000,000.00	AA+	Aaa	10/31/13	11/01/13	3,023,203.13	0.62	8,798.08	3,012,600.30	3,020,391.00
US TREASURY NOTES DTD 11/30/2011 0.875% 11/30/2016	912828RU6	3,775,000.00	AA+	Aaa	12/03/13	12/04/13	3,808,768.55	0.57	11,070.91	3,793,878.28	3,800,658.68
US TREASURY NOTES DTD 01/03/2012 0.875% 12/31/2016	912828RX0	1,825,000.00	AA+	Aaa	12/05/14	12/09/14	1,831,843.75	0.69	4,014.24	1,830,816.64	1,837,404.53
US TREASURY NOTES DTD 03/31/2012 1.000% 03/31/2017	912828SM3	2,705,000.00	AA+	Aaa	10/02/14	10/06/14	2,718,208.01	0.80	73.91	2,715,643.28	2,727,611.10
US TREASURY NOTES DTD 03/31/2012 1.000% 03/31/2017	912828SM3	3,450,000.00	AA+	Aaa	03/19/14	03/21/14	3,457,951.17	0.92	94.26	3,455,271.70	3,478,838.55
US TREASURY NOTES DTD 05/31/2012 0.625% 05/31/2017	912828SY7	4,450,000.00	AA+	Aaa	06/02/14	06/03/14	4,425,316.41	0.81	9,321.77	4,432,081.59	4,450,347.10
US TREASURY NOTES DTD 07/02/2012 0.750% 06/30/2017	912828TB6	2,800,000.00	AA+	Aaa	10/30/14	11/03/14	2,797,156.25	0.79	5,279.01	2,797,594.07	2,805,686.80
US TREASURY NOTES DTD 07/31/2012 0.500% 07/31/2017	912828TG5	820,000.00	AA+	Aaa	07/01/14	07/07/14	808,628.91	0.96	679.56	811,314.77	816,861.04



Managed Account Detail of Securities Held

For the Month Ending **March 31, 2015**

CITY OF HAYWARD - 35310000

Security Type/Description Dated Date/Coupon/Maturity	CUSIP	Par	S&P Rating	Moody's Rating	Trade Date	Settle Date	Original Cost	YTM at Cost	Accrued Interest	Amortized Cost	Market Value
U.S. Treasury Bond / Note											
US TREASURY NOTES DTD 07/31/2012 0.500% 07/31/2017	912828TG5	1,115,000.00	AA+	Aaa	02/06/15	02/10/15	1,105,679.30	0.84	924.03	1,106,195.71	1,110,731.78
US TREASURY NOTES DTD 07/31/2012 0.500% 07/31/2017	912828TG5	2,750,000.00	AA+	Aaa	02/02/15	02/04/15	2,741,298.83	0.63	2,279.01	2,741,836.30	2,739,473.00
US TREASURY NOTES DTD 09/30/2010 1.875% 09/30/2017	912828PA2	1,190,000.00	AA+	Aaa	09/02/14	09/04/14	1,219,842.97	1.04	60.96	1,214,342.33	1,223,468.75
US TREASURY NOTES DTD 12/31/2012 0.750% 12/31/2017	912828UE8	1,700,000.00	AA+	Aaa	12/02/14	12/03/14	1,686,585.94	1.01	3,205.11	1,687,997.46	1,696,812.50
US TREASURY NOTES DTD 01/31/2013 0.875% 01/31/2018	912828UJ7	1,850,000.00	AA+	Aaa	12/29/14	12/31/14	1,831,210.94	1.21	2,683.01	1,832,713.06	1,851,589.15
US TREASURY NOTES DTD 04/01/2013 0.750% 03/31/2018	912828UU2	825,000.00	AA+	Aaa	03/26/15	03/27/15	819,038.09	0.99	16.91	819,065.03	821,326.28
US TREASURY NOTES DTD 04/01/2013 0.750% 03/31/2018	912828UU2	3,500,000.00	AA+	Aaa	02/26/15	02/27/15	3,469,101.56	1.04	71.72	3,469,999.40	3,484,414.50
US TREASURY NOTES DTD 04/01/2013 0.750% 03/31/2018	912828UU2	4,600,000.00	AA+	Aaa	03/26/15	03/27/15	4,566,578.13	1.00	94.26	4,566,729.17	4,579,516.20
Security Type Sub-Total		51,260,000.00					51,729,960.59	0.77	100,511.09	51,405,366.17	51,581,344.98
Municipal Bond / Note											
ORANGE CNTY, CA TXBL REV PO BONDS DTD 01/13/2015 0.780% 05/02/2016	68428LDJ0	1,035,000.00	AA-	NR	01/09/15	01/13/15	1,035,000.00	0.78	1,749.15	1,035,000.00	1,033,675.20
CA EARTHQUAKE AUTH TXBL REV BONDS DTD 11/06/2014 1.194% 07/01/2016	13017HAC0	250,000.00	NR	A3	10/29/14	11/06/14	250,000.00	1.19	746.25	250,000.00	249,950.00
CA EARTHQUAKE AUTH TXBL REV BONDS DTD 11/06/2014 1.824% 07/01/2017	13017HAD8	190,000.00	NR	A3	10/29/14	11/06/14	190,000.00	1.82	866.40	190,000.00	190,761.90
CT ST TXBL GO BONDS DTD 03/25/2015 1.422% 03/15/2018	20772JZJ4	430,000.00	AA	Aa3	03/13/15	03/25/15	430,000.00	1.42	101.91	430,000.00	430,516.00
Security Type Sub-Total		1,905,000.00					1,905,000.00	1.08	3,463.71	1,905,000.00	1,904,903.10



Managed Account Detail of Securities Held

For the Month Ending **March 31, 2015**

CITY OF HAYWARD - 35310000

Security Type/Description Dated Date/Coupon/Maturity	CUSIP	Par	S&P Rating	Moody's Rating	Trade Date	Settle Date	Original Cost	YTM at Cost	Accrued Interest	Amortized Cost	Market Value
Federal Agency Collateralized Mortgage Obligation											
FNMA SERIES 2015-M1 ASQ2 DTD 01/15/2015 1.626% 02/01/2018	3136AMKW8	445,000.00	AA+	Aaa	01/15/15	01/30/15	449,446.66	1.26	602.98	449,304.78	448,972.96
FNMA SERIES 2015-M3 FA DTD 02/01/2015 0.392% 06/01/2018	3136AMMC0	299,559.50	AA+	Aaa	02/12/15	02/27/15	299,481.23	0.39	101.12	299,481.23	299,516.96
FNMA SERIES M4 FA DTD 03/01/2015 0.385% 09/25/2018	3136AMTM1	275,000.00	AA+	Aaa	03/12/15	03/31/15	274,929.52	0.38	20.56	274,929.64	275,386.65
Security Type Sub-Total		1,019,559.50					1,023,857.41	0.77	724.66	1,023,715.65	1,023,876.57
Federal Agency Bond / Note											
FARMER MAC AGENCY NOTES DTD 08/11/2014 0.350% 02/11/2016	31315PT74	2,100,000.00	NR	NR	08/06/14	08/11/14	2,100,000.00	0.35	1,020.83	2,100,000.00	2,100,216.30
FANNIE MAE GLOBAL NOTES DTD 02/15/2013 0.500% 03/30/2016	3135G0VA8	840,000.00	AA+	Aaa	02/14/13	02/15/13	839,042.40	0.54	11.67	839,692.51	841,491.84
FANNIE MAE GLOBAL NOTES DTD 02/15/2013 0.500% 03/30/2016	3135G0VA8	5,000,000.00	AA+	Aaa	07/22/13	07/22/13	4,987,850.00	0.59	69.44	4,995,473.10	5,008,880.00
FHLMC REFERENCE NOTE DTD 11/21/2014 0.400% 05/27/2016	3134G5RF4	2,325,000.00	AA+	Aaa	11/19/14	11/21/14	2,324,302.50	0.42	3,358.33	2,324,468.30	2,325,030.23
FNMA NOTES DTD 08/19/2011 1.250% 09/28/2016	3135G0CM3	2,175,000.00	AA+	Aaa	10/01/13	10/03/13	2,206,254.75	0.76	226.56	2,190,701.80	2,199,264.30
FHLB NOTES DTD 08/07/2014 0.500% 09/28/2016	3130A2T97	2,915,000.00	AA+	Aaa	08/06/14	08/07/14	2,908,441.25	0.61	121.46	2,910,421.35	2,915,107.86
FHLB (CALLABLE) NOTES DTD 02/27/2015 0.875% 02/27/2017	3130A4B84	530,000.00	AA+	Aaa	03/05/15	03/06/15	530,349.80	0.84	437.99	530,298.66	530,983.15
FHLB (CALLABLE) NOTES DTD 03/17/2015 0.850% 03/17/2017	3130A4M58	1,650,000.00	AA+	Aaa	03/05/15	03/17/15	1,650,000.00	0.85	545.42	1,650,000.00	1,654,121.70
FHLB GLOBAL NOTES (CALLABLE) DTD 03/24/2015 0.840% 03/24/2017	3130A4OV7	1,650,000.00	AA+	Aaa	03/17/15	03/24/15	1,650,000.00	0.84	269.50	1,650,000.00	1,652,950.20
FREDDIE MAC GLOBAL NOTES DTD 06/25/2012 1.000% 07/28/2017	3137EADJ5	1,400,000.00	AA+	Aaa	03/19/15	03/20/15	1,404,760.00	0.85	2,450.00	1,404,699.00	1,410,441.20



Managed Account Detail of Securities Held

For the Month Ending **March 31, 2015**

CITY OF HAYWARD - 35310000

Security Type/Description Dated Date/Coupon/Maturity	CUSIP	Par	S&P Rating	Moody's Rating	Trade Date	Settle Date	Original Cost	YTM at Cost	Accrued Interest	Amortized Cost	Market Value
Federal Agency Bond / Note											
FREDDIE MAC GLOBAL NOTES DTD 06/25/2012 1.000% 07/28/2017	3137EADJ5	2,700,000.00	AA+	Aaa	08/12/14	08/14/14	2,699,819.10	1.00	4,725.00	2,699,859.41	2,720,136.60
Security Type Sub-Total		23,285,000.00					23,300,819.80	0.67	13,236.20	23,295,614.13	23,358,623.38
Corporate Note											
TOYOTA MOTOR CREDIT CORP DTD 05/17/2013 0.800% 05/17/2016	89236TAL9	450,000.00	AA-	Aa3	05/14/13	05/17/13	449,815.50	0.81	1,340.00	449,930.12	451,458.45
WELLS FARGO & COMPANY DTD 07/29/2013 1.250% 07/20/2016	94974BFL9	640,000.00	A+	A2	07/22/13	07/29/13	639,385.60	1.28	1,577.78	639,727.88	643,526.40
WALT DISNEY CORP NOTES DTD 11/30/2012 1.100% 12/01/2017	25468PCV6	1,500,000.00	A	A2	11/04/14	11/07/14	1,490,565.00	1.31	5,500.00	1,491,778.16	1,500,813.00
EXXON MOBIL CORP NOTES DTD 03/06/2015 1.305% 03/06/2018	30231GAL6	1,400,000.00	AAA	Aaa	03/04/15	03/06/15	1,400,000.00	1.31	1,268.75	1,400,000.00	1,408,059.80
Security Type Sub-Total		3,990,000.00					3,979,766.10	1.25	9,686.53	3,981,436.16	4,003,857.65
Asset-Backed Security / Collateralized Mortgage Obligatio:											
FORD ABS 2015-A A2A DTD 03/24/2015 0.810% 01/15/2018	34530QAB6	245,000.00	NR	Aaa	03/17/15	03/24/15	244,998.38	0.81	38.59	244,998.39	245,241.33
Security Type Sub-Total		245,000.00					244,998.38	0.81	38.59	244,998.39	245,241.33
Managed Account Sub-Total		81,704,559.50					82,184,402.28	0.78	127,660.78	81,856,130.50	82,117,847.01
Securities Sub-Total		\$81,704,559.50					\$82,184,402.28	0.78%	\$127,660.78	\$81,856,130.50	\$82,117,847.01
Accrued Interest											\$127,660.78
Total Investments											\$82,245,507.79



Managed Account Fair Market Value & Analytics

For the Month Ending **March 31, 2015**

CITY OF HAYWARD - 35310000

Security Type/Description	Dated Date/Coupon/Maturity	CUSIP	Par	Broker	Next Call Date	Market Price	Market Value	Unreal G/L On Cost	Unreal G/L Amort Cost	Effective Duration	Duration to Worst at Mkt	YTM
U.S. Treasury Bond / Note												
US TREASURY NOTES	DTD 06/02/2014 0.375% 05/31/2016	912828WM8	2,120,000.00	MERRILL		100.03	2,120,661.44	992.69	855.42	1.16	1.16	0.35
US TREASURY NOTES	DTD 06/30/2009 3.250% 06/30/2016	912828KZ2	225,000.00	CSFB		103.59	233,068.28	(11,759.85)	121.05	1.23	1.23	0.37
US TREASURY NOTES	DTD 06/30/2009 3.250% 06/30/2016	912828KZ2	635,000.00	RBS_SEC		103.59	657,770.47	(33,288.13)	302.84	1.23	1.23	0.37
US TREASURY NOTES	DTD 06/30/2009 3.250% 06/30/2016	912828KZ2	1,650,000.00	RBS_SEC		103.59	1,709,167.35	(83,338.51)	1,578.47	1.23	1.23	0.37
US TREASURY NOTES	DTD 06/30/2009 3.250% 06/30/2016	912828KZ2	2,300,000.00	BNP PARI		103.59	2,382,475.70	(108,891.49)	4,602.71	1.23	1.23	0.37
US TREASURY NOTES	DTD 08/01/2011 1.500% 07/31/2016	912828OX1	3,975,000.00	BARCLAYS		101.46	4,033,070.78	(47,049.34)	11,466.45	1.32	1.32	0.40
US TREASURY NOTES	DTD 11/30/2011 0.875% 11/30/2016	912828RU6	3,000,000.00	CITIGRP		100.68	3,020,391.00	(2,812.13)	7,790.70	1.65	1.65	0.47
US TREASURY NOTES	DTD 11/30/2011 0.875% 11/30/2016	912828RU6	3,775,000.00	MORGANST		100.68	3,800,658.68	(8,109.87)	6,780.40	1.65	1.65	0.47
US TREASURY NOTES	DTD 01/03/2012 0.875% 12/31/2016	912828RX0	1,825,000.00	MERRILL		100.68	1,837,404.53	5,560.78	6,587.89	1.73	1.73	0.48
US TREASURY NOTES	DTD 03/31/2012 1.000% 03/31/2017	912828SM3	2,705,000.00	RBC CAP		100.84	2,727,611.10	9,403.09	11,967.82	1.98	1.98	0.58
US TREASURY NOTES	DTD 03/31/2012 1.000% 03/31/2017	912828SM3	3,450,000.00	MORGANST		100.84	3,478,838.55	20,887.38	23,566.85	1.98	1.98	0.58
US TREASURY NOTES	DTD 05/31/2012 0.625% 05/31/2017	912828SY7	4,450,000.00	CITIGRP		100.01	4,450,347.10	25,030.69	18,265.51	2.15	2.15	0.62
US TREASURY NOTES	DTD 07/02/2012 0.750% 06/30/2017	912828TB6	2,800,000.00	MORGANST		100.20	2,805,686.80	8,530.55	8,092.73	2.23	2.23	0.66
US TREASURY NOTES	DTD 07/31/2012 0.500% 07/31/2017	912828TG5	820,000.00	MERRILL		99.62	816,861.04	8,232.13	5,546.27	2.32	2.32	0.67
US TREASURY NOTES	DTD 07/31/2012 0.500% 07/31/2017	912828TG5	1,115,000.00	BARCLAYS		99.62	1,110,731.78	5,052.48	4,536.07	2.32	2.32	0.67
US TREASURY NOTES	DTD 07/31/2012 0.500% 07/31/2017	912828TG5	2,750,000.00	WELLSFAR		99.62	2,739,473.00	(1,825.83)	(2,363.30)	2.32	2.32	0.67
US TREASURY NOTES	DTD 09/30/2010 1.875% 09/30/2017	912828PA2	1,190,000.00	MORGANST		102.81	1,223,468.75	3,625.78	9,126.42	2.45	2.45	0.74



Managed Account Fair Market Value & Analytics

For the Month Ending **March 31, 2015**

CITY OF HAYWARD - 35310000

Security Type/Description Dated Date/Coupon/Maturity	CUSIP	Par	Broker	Next Call Date	Market Price	Market Value	Unreal G/L On Cost	Unreal G/L Amort Cost	Effective Duration	Duration to Worst at Mkt	YTM
U.S. Treasury Bond / Note											
US TREASURY NOTES DTD 12/31/2012 0.750% 12/31/2017	912828UE8	1,700,000.00	BARCLAYS		99.81	1,696,812.50	10,226.56	8,815.04	2.71	2.71	0.82
US TREASURY NOTES DTD 01/31/2013 0.875% 01/31/2018	912828UJ7	1,850,000.00	CITIGRP		100.09	1,851,589.15	20,378.21	18,876.09	2.79	2.79	0.84
US TREASURY NOTES DTD 04/01/2013 0.750% 03/31/2018	912828UU2	825,000.00	MERRILL		99.55	821,326.28	2,288.19	2,261.25	2.96	2.96	0.90
US TREASURY NOTES DTD 04/01/2013 0.750% 03/31/2018	912828UU2	3,500,000.00	MORGANST		99.55	3,484,414.50	15,312.94	14,415.10	2.96	2.96	0.90
US TREASURY NOTES DTD 04/01/2013 0.750% 03/31/2018	912828UU2	4,600,000.00	JPMCHASE		99.55	4,579,516.20	12,938.07	12,787.03	2.96	2.96	0.90
Security Type Sub-Total		51,260,000.00				51,581,344.98	(148,615.61)	175,978.81	2.06	2.06	0.61
Municipal Bond / Note											
ORANGE CNTY, CA TXBL REV PO BONDS DTD 01/13/2015 0.780% 05/02/2016	68428LDJ0	1,035,000.00	JPMCHASE		99.87	1,033,675.20	(1,324.80)	(1,324.80)	1.08	1.08	0.90
CA EARTHQUAKE AUTH TXBL REV BONDS DTD 11/06/2014 1.194% 07/01/2016	13017HAC0	250,000.00	GOLDMAN		99.98	249,950.00	(50.00)	(50.00)	1.23	1.23	1.21
CA EARTHQUAKE AUTH TXBL REV BONDS DTD 11/06/2014 1.824% 07/01/2017	13017HAD8	190,000.00	GOLDMAN		100.40	190,761.90	761.90	761.90	2.19	2.19	1.64
CT ST TXBL GO BONDS DTD 03/25/2015 1.422% 03/15/2018	20772JZJ4	430,000.00	CITIGRP		100.12	430,516.00	516.00	516.00	2.88	2.88	1.38
Security Type Sub-Total		1,905,000.00				1,904,903.10	(96.90)	(96.90)	1.62	1.62	1.12
Federal Agency Collateralized Mortgage Obligation											
FNMA SERIES 2015-M1 ASQ2 DTD 01/15/2015 1.626% 02/01/2018	3136AMKW8	445,000.00	MERRILL		100.89	448,972.96	(473.70)	(331.82)	2.68	1.48	0.95
FNMA SERIES 2015-M3 FA DTD 02/01/2015 0.392% 06/01/2018	3136AMMC0	299,559.50	GOLDMAN		99.99	299,516.96	35.73	35.73	3.02	1.65	0.38
FNMA SERIES M4 FA DTD 03/01/2015 0.385% 09/25/2018	3136AMTM1	275,000.00	MORGANST		100.14	275,386.65	457.13	457.01	0.05	1.84	0.29
Security Type Sub-Total		1,019,559.50				1,023,876.57	19.16	160.92	2.07	1.62	0.61



Managed Account Fair Market Value & Analytics

For the Month Ending **March 31, 2015**

CITY OF HAYWARD - 35310000

Security Type/Description Dated Date/Coupon/Maturity	CUSIP	Par	Broker	Next Call Date	Market Price	Market Value	Unreal G/L On Cost	Unreal G/L Amort Cost	Effective Duration	Duration to Worst at Mkt	YTM
Federal Agency Bond / Note											
FARMER MAC AGENCY NOTES DTD 08/11/2014 0.350% 02/11/2016	31315PT74	2,100,000.00	LOOP CAP		100.01	2,100,216.30	216.30	216.30	0.86	0.86	0.34
FANNIE MAE GLOBAL NOTES DTD 02/15/2013 0.500% 03/30/2016	3135G0VA8	840,000.00	CITIGRP		100.18	841,491.84	2,449.44	1,799.33	1.00	1.00	0.32
FANNIE MAE GLOBAL NOTES DTD 02/15/2013 0.500% 03/30/2016	3135G0VA8	5,000,000.00	JPMCHASE		100.18	5,008,880.00	21,030.00	13,406.90	1.00	1.00	0.32
FHLMC REFERENCE NOTE DTD 11/21/2014 0.400% 05/27/2016	3134G5RF4	2,325,000.00	BARCLAYS		100.00	2,325,030.23	727.73	561.93	1.15	1.15	0.40
FNMA NOTES DTD 08/19/2011 1.250% 09/28/2016	3135G0CM3	2,175,000.00	WELLSFAR		101.12	2,199,264.30	(6,990.45)	8,562.50	1.48	1.48	0.50
FHLB NOTES DTD 08/07/2014 0.500% 09/28/2016	3130A2T97	2,915,000.00	MORGANST		100.00	2,915,107.86	6,666.61	4,686.51	1.48	1.48	0.50
FHLB (CALLABLE) NOTES DTD 02/27/2015 0.875% 02/27/2017	3130A4B84	530,000.00	DEUTSCHE	08/27/15	100.19	530,983.15	633.35	684.49	1.25	0.41	0.78
FHLB (CALLABLE) NOTES DTD 03/17/2015 0.850% 03/17/2017	3130A4M58	1,650,000.00	CITIGRP	09/17/15	100.25	1,654,121.70	4,121.70	4,121.70	1.42	0.46	0.72
FHLB GLOBAL NOTES (CALLABLE) DTD 03/24/2015 0.840% 03/24/2017	3130A4QV7	1,650,000.00	CITIGRP	03/24/16	100.18	1,652,950.20	2,950.20	2,950.20	1.67	0.98	0.75
FREDDIE MAC GLOBAL NOTES DTD 06/25/2012 1.000% 07/28/2017	3137EADJ5	1,400,000.00	BARCLAYS		100.75	1,410,441.20	5,681.20	5,742.20	2.29	2.29	0.68
FREDDIE MAC GLOBAL NOTES DTD 06/25/2012 1.000% 07/28/2017	3137EADJ5	2,700,000.00	BARCLAYS		100.75	2,720,136.60	20,317.50	20,277.19	2.29	2.29	0.68
Security Type Sub-Total		23,285,000.00				23,358,623.38	57,803.58	63,009.25	1.42	1.28	0.50

Corporate Note											
TOYOTA MOTOR CREDIT CORP DTD 05/17/2013 0.800% 05/17/2016	89236TAL9	450,000.00	CITIGRP		100.32	451,458.45	1,642.95	1,528.33	1.12	1.12	0.51
WELLS FARGO & COMPANY DTD 07/29/2013 1.250% 07/20/2016	94974BFL9	640,000.00	WELLSFAR		100.55	643,526.40	4,140.80	3,798.52	1.29	1.29	0.82
WALT DISNEY CORP NOTES DTD 11/30/2012 1.100% 12/01/2017	25468PCV6	1,500,000.00	TD SEC U		100.05	1,500,813.00	10,248.00	9,034.84	2.61	2.61	1.08
EXXON MOBIL CORP NOTES DTD 03/06/2015 1.305% 03/06/2018	30231GAL6	1,400,000.00	JPMCHASE		100.58	1,408,059.80	8,059.80	8,059.80	2.87	2.87	1.10



Managed Account Fair Market Value & Analytics

For the Month Ending **March 31, 2015**

CITY OF HAYWARD - 35310000

Security Type/Description Dated Date/Coupon/Maturity	CUSIP	Par	Broker	Next Call Date	Market Price	Market Value	Unreal G/L On Cost	Unreal G/L Amort Cost	Effective Duration	Duration to Worst at Mkt	YTM
Security Type Sub-Total		3,990,000.00				4,003,857.65	24,091.55	22,421.49	2.32	2.32	0.98
Asset-Backed Security / Collateralized Mortgage Obligation											
FORD ABS 2015-A A2A DTD 03/24/2015 0.810% 01/15/2018	34530OAB6	245,000.00	JPMCHASE		100.10	245,241.33	242.95	242.94	0.96	1.41	0.74
Security Type Sub-Total		245,000.00				245,241.33	242.95	242.94	0.96	1.41	0.74
Managed Account Sub-Total		81,704,559.50				82,117,847.01	(66,555.27)	261,716.51	1.88	1.83	0.61
Securities Sub-Total		\$81,704,559.50				\$82,117,847.01	(\$66,555.27)	\$261,716.51	1.88	1.83	0.61%
Accrued Interest						\$127,660.78					
Total Investments						\$82,245,507.79					



Managed Account Security Transactions & Interest

For the Month Ending **March 31, 2015**

CITY OF HAYWARD - 35310000

Transaction Type		Security Description	CUSIP	Par	Principal Proceeds	Accrued Interest	Total	Realized G/L Cost	Realized G/L Amort Cost	Sale Method
Trade	Settle									
BUY										
03/04/15	03/06/15	EXXON MOBIL CORP NOTES DTD 03/06/2015 1.305% 03/06/2018	30231GAL6	1,400,000.00	(1,400,000.00)	0.00	(1,400,000.00)			
03/05/15	03/06/15	FHLB (CALLABLE) NOTES DTD 02/27/2015 0.875% 02/27/2017	3130A4B84	530,000.00	(530,349.80)	(115.94)	(530,465.74)			
03/05/15	03/17/15	FHLB (CALLABLE) NOTES DTD 03/17/2015 0.850% 03/17/2017	3130A4M58	1,650,000.00	(1,650,000.00)	0.00	(1,650,000.00)			
03/12/15	03/31/15	FNMA SERIES M4 FA DTD 03/01/2015 0.385% 09/25/2018	3136AMTM1	275,000.00	(274,929.52)	(88.11)	(275,017.63)			
03/13/15	03/25/15	CT ST TXBL GO BONDS DTD 03/25/2015 1.422% 03/15/2018	20772JZJ4	430,000.00	(430,000.00)	0.00	(430,000.00)			
03/17/15	03/24/15	FORD ABS 2015-A A2A DTD 03/24/2015 0.810% 01/15/2018	34530QAB6	245,000.00	(244,998.38)	0.00	(244,998.38)			
03/17/15	03/24/15	FHLB GLOBAL NOTES (CALLABLE) DTD 03/24/2015 0.840% 03/24/2017	3130A4OV7	1,650,000.00	(1,650,000.00)	0.00	(1,650,000.00)			
03/19/15	03/20/15	FREDDIE MAC GLOBAL NOTES DTD 06/25/2012 1.000% 07/28/2017	3137EADJ5	1,400,000.00	(1,404,760.00)	(2,022.22)	(1,406,782.22)			
03/26/15	03/27/15	US TREASURY NOTES DTD 04/01/2013 0.750% 03/31/2018	912828UU2	4,600,000.00	(4,566,578.13)	(16,870.88)	(4,583,449.01)			
03/26/15	03/27/15	US TREASURY NOTES DTD 04/01/2013 0.750% 03/31/2018	912828UU2	825,000.00	(819,038.09)	(3,025.76)	(822,063.85)			
Transaction Type Sub-Total				13,005,000.00	(12,970,653.92)	(22,122.91)	(12,992,776.83)			
INTEREST										
03/01/15	03/25/15	FNMA SERIES 2015-M3 FA DTD 02/01/2015 0.392% 06/01/2018	3136AMMC0	300,000.00	0.00	98.00	98.00			
03/01/15	03/25/15	FNMA SERIES 2015-M1 ASQ2 DTD 01/15/2015 1.626% 02/01/2018	3136AMKW8	445,000.00	0.00	602.98	602.98			
03/27/15	03/27/15	FHLB NOTES (CALLED, OMD 3/27/17) DTD 03/27/2014 1.625% 03/27/2015	3130A1CR7	810,000.00	0.00	6,581.25	6,581.25			
03/28/15	03/28/15	FHLB NOTES DTD 08/07/2014 0.500% 09/28/2016	3130A2T97	2,915,000.00	0.00	7,287.50	7,287.50			
03/28/15	03/28/15	FNMA NOTES DTD 08/19/2011 1.250% 09/28/2016	3135G0CM3	2,175,000.00	0.00	13,593.75	13,593.75			



Managed Account Security Transactions & Interest

For the Month Ending **March 31, 2015**

CITY OF HAYWARD - 35310000

Transaction Type	Trade	Settle	Security Description	CUSIP	Par	Principal Proceeds	Accrued Interest	Total	Realized G/L Cost	Realized G/L Amort Cost	Sale Method
INTEREST											
	03/30/15	03/30/15	FANNIE MAE GLOBAL NOTES DTD 02/15/2013 0.500% 03/30/2016	3135G0VA8	840,000.00	0.00	2,100.00	2,100.00			
	03/30/15	03/30/15	FANNIE MAE GLOBAL NOTES DTD 02/15/2013 0.500% 03/30/2016	3135G0VA8	5,000,000.00	0.00	12,500.00	12,500.00			
	03/31/15	03/31/15	US TREASURY NOTES DTD 03/31/2012 1.000% 03/31/2017	912828SM3	3,450,000.00	0.00	17,250.00	17,250.00			
	03/31/15	03/31/15	US TREASURY NOTES DTD 04/01/2013 0.750% 03/31/2018	912828UU2	825,000.00	0.00	3,093.75	3,093.75			
	03/31/15	03/31/15	US TREASURY NOTES DTD 09/30/2010 1.875% 09/30/2017	912828PA2	1,190,000.00	0.00	11,156.25	11,156.25			
	03/31/15	03/31/15	US TREASURY NOTES DTD 04/01/2013 0.750% 03/31/2018	912828UU2	4,600,000.00	0.00	17,250.00	17,250.00			
	03/31/15	03/31/15	US TREASURY NOTES DTD 03/31/2012 1.000% 03/31/2017	912828SM3	2,705,000.00	0.00	13,525.00	13,525.00			
	03/31/15	03/31/15	US TREASURY NOTES DTD 04/01/2013 0.750% 03/31/2018	912828UU2	3,500,000.00	0.00	13,125.00	13,125.00			
Transaction Type Sub-Total					28,755,000.00	0.00	118,163.48	118,163.48			
MATURITY											
	03/27/15	03/27/15	FHLB NOTES (CALLED, OMD 3/27/17) DTD 03/27/2014 1.625% 03/27/2015	3130A1CR7	810,000.00	810,000.00	0.00	810,000.00	(8,901.90)	0.00	
Transaction Type Sub-Total					810,000.00	810,000.00	0.00	810,000.00	(8,901.90)	0.00	
PAYDOWNS											
	03/01/15	03/25/15	FNMA SERIES 2015-M3 FA DTD 02/01/2015 0.392% 06/01/2018	3136AMMC0	440.50	440.50	0.00	440.50	0.12	0.00	
Transaction Type Sub-Total					440.50	440.50	0.00	440.50	0.12	0.00	
SELL											
	03/03/15	03/06/15	US TREASURY NOTES DTD 04/01/2013 0.750% 03/31/2018	912828UU2	200,000.00	197,625.00	646.98	198,271.98	(609.37)	(620.26)	SPEC LOT



Managed Account Security Transactions & Interest

For the Month Ending **March 31, 2015**

CITY OF HAYWARD - 35310000

Transaction Type		Security Description	CUSIP	Par	Principal Proceeds	Accrued Interest	Total	Realized G/L Cost	Realized G/L Amort Cost	Sale Method
Trade	Settle									
SELL										
03/03/15	03/06/15	APPLE INC CORP NOTE DTD 05/06/2014 1.050% 05/05/2017	037833AM2	1,200,000.00	1,205,364.00	4,200.00	1,209,564.00	4,068.00	4,237.97	SPEC LOT
03/05/15	03/06/15	US TREASURY NOTES DTD 06/02/2014 0.375% 05/31/2016	912828WM8	530,000.00	530,020.70	524.18	530,544.88	103.51	72.16	SPEC LOT
03/05/15	03/17/15	US TREASURY NOTES DTD 06/02/2014 0.375% 05/31/2016	912828WM8	1,650,000.00	1,649,742.19	1,818.85	1,651,561.04	0.00	(101.52)	SPEC LOT
03/12/15	03/25/15	US TREASURY NOTES DTD 04/01/2013 0.750% 03/31/2018	912828UU2	425,000.00	420,484.38	1,541.21	422,025.59	(763.67)	(849.58)	SPEC LOT
03/17/15	03/24/15	US TREASURY NOTES DTD 08/31/2011 1.000% 08/31/2016	912828RF9	600,000.00	604,171.88	391.30	604,563.18	(3,398.43)	(198.13)	SPEC LOT
03/17/15	03/24/15	US TREASURY NOTES DTD 01/31/2014 0.375% 01/31/2016	912828B41	250,000.00	250,234.38	134.67	250,369.05	(87.89)	94.81	SPEC LOT
03/17/15	03/24/15	US TREASURY NOTES DTD 08/01/2011 1.500% 07/31/2016	912828OX1	1,025,000.00	1,038,973.63	2,208.56	1,041,182.19	(13,132.81)	1,757.80	SPEC LOT
03/19/15	03/20/15	US TREASURY NOTES DTD 07/31/2012 0.500% 07/31/2017	912828TG5	1,400,000.00	1,390,648.44	928.18	1,391,576.62	2,351.57	1,858.77	SPEC LOT
03/26/15	03/27/15	FHLB (EX-CALLABLE) GLOBAL NOTES DTD 12/30/2013 0.375% 12/30/2015	3130A0GK0	1,650,000.00	1,651,155.00	1,495.31	1,652,650.31	1,650.00	1,343.12	SPEC LOT
03/26/15	03/27/15	US TREASURY NOTES DTD 01/31/2014 0.375% 01/31/2016	912828B41	2,950,000.00	2,952,650.39	1,680.77	2,954,331.16	(1,152.34)	1,019.39	SPEC LOT
03/30/15	03/31/15	US TREASURY NOTES DTD 06/02/2014 0.375% 05/31/2016	912828WM8	200,000.00	200,046.88	249.31	200,296.19	78.13	65.22	SPEC LOT
Transaction Type Sub-Total				12,080,000.00	12,091,116.87	15,819.32	12,106,936.19	(10,893.30)	8,679.75	
Managed Account Sub-Total					(69,096.55)	111,859.89	42,763.34	(19,795.08)	8,679.75	
Total Security Transactions					(\$69,096.55)	\$111,859.89	\$42,763.34	(\$19,795.08)	\$8,679.75	