

CITY OF
HAYWARD
HEART OF THE BAY

**FY 10-11
SOCIAL SERVICES
PROGRAM**

**SERVICES FOR
LOW-INCOME RESIDENTS**

**CITY OF HAYWARD
NEIGHBORHOOD SERVICES DIVISION
777 B STREET, 2ND FLOOR
(510) 583-4247
WWW.HAYWARD-CA.GOV**

This document can be made available in alternative accessible formats upon request (in accordance with the Americans with Disabilities Act of 1990). Please request the desired accommodation by calling:

**City of Hayward
Neighborhood Services Division**

(510) 583-4250 (Voice)

TDD: (510) 247-3340

FAX: (510) 583-3650

E-mail: anne.culver@hayward-ca.gov

Electronic copies of these application materials are available to download on the City of Hayward's website:

<http://www.hayward-ca.gov>

**City of Hayward
Social Services Program
Application for Funding
FY 10-11**

Table of Contents

Section	Page
Table of Contents	1
Social Services Funding Process Calendar	2
Overview of the City's Social Services Funding Process	3
City of Hayward Contracting and Reporting Standards	4
City Council Priorities & CPTED Principles	5 - 6
Neighborhood Services Initiative	7
Blank Application	8 - 9
Instructions for Completing the Application	10 - 12
Attachments:	
Redevelopment Area Map	13
Low-Income Census Tracts / Police Districts Map	14
HUD Low-Income Chart	15
"Grants for Services" Summary	16
Other Jurisdictions' Contact Info & Deadlines	17

**City of Hayward
Social Services Program
FY 10-11 Application for Funding**

FY 10-11 Funding Process Calendar

<u>Month</u>	<u>Day / Date</u>	<u>Activity /Events</u>
Oct. 2009	Sat., Oct. 17, 2009	30-Day Notice of Funding Availability published in the Daily Review
Nov. 2009	Thur., Nov. 19, 2009	1:00pm – 1:30pm: Social Services Funding Forum 1:30am – 3:00pm: Technical Assistance Workshop
	Fri., Nov 20, 2009	Social Services Funding Process documents posted to City's website and http://twitter.com/Hayward_SocSvcs
Dec. 2009	Mon., Dec. 21, 2009	4pm: Application Deadline LATE SUBMISSIONS WILL NOT BE ACCEPTED
	Wed., Dec. 23, 2009	Applications distributed to HSC
Jan. 2010	Sat., Jan. 30, 2010	9:00am – 5:00pm: Proposal Review Committee (PRC) Interviews
Feb. 2010	Wed., Feb. 3, 2010	7:00pm: HSC Recommendations Public Comment Period Starts
Mar. 2010	Wed., Mar. 3, 2010	7:00pm: Public Comment Period Ends HSC Funding Recommendations Finalized
	Fri., Mar. 5, 2010	Public Hearing Notice Published at www.hayward-ca.gov and emailed to all applicants
Apr. 2010	Tues., Apr. 6, 2010 (tentative)	City Council Work Session
	Tues., Apr. 13, 2010 (tentative)	City Council Public Hearing
	Fri., Apr. 16, 2010 (tentative)	FY 10-11 Social Services Allocations Published at www.hayward-ca.gov and emailed to all applicants

Watch for funding process updates at www.hayward-ca.gov, and this year you can also follow us at http://twitter.com/Hayward_SocSvcs on

twitter

**City of Hayward
Social Services Program
Application for Funding
FY 10-11**

Overview of the City's Social Services Funding Cycle

Subject to funding availability, the Hayward City Council will allocate funds for Social Service projects to be implemented during the period July 1, 2010 – June 30, 2011 (FY 10-11). Funding will be awarded by City Council at the conclusion of a competitive application process (page 2).

Prior to preparing and submitting a Social Services Application, applicants should be aware of the following eligibility guidelines:

1. Applicants must be nonprofit entities, and must meet the City's Minimum Contracting and Reporting Standards (page 4).
2. Agencies that receive allocations of funding must be able to demonstrate that 100% of the funding will benefit low-income Hayward residents.
3. Projects that propose to benefit one or more of the following groups will receive special consideration: families with children, senior citizens, and people with disabilities.
4. Projects that clearly support one or more of the **City Council Priorities** (page 5) and/or the City's **Neighborhood Services Initiative** (page 7) will be more competitive than those that do not.
5. Projects that produce ancillary benefits that support one or more of the **City Council Priorities** (page 5) and/or the **Neighborhood Services Initiative** (page 7) by serving the broader Hayward community will be more competitive than those that do not.

PLEASE NOTE: A sample Social Services Contract is available for review upon request. Applicants that have not previously received a City of Hayward Social Services allocation are **strongly encouraged** to request a copy so that the contractual and reporting requirements are understood **prior** to submitting an application for funding.

**City of Hayward
Social Services Program
Application for Funding
FY 10-11**

City of Hayward Minimum Contracting and Reporting Standards

Should your agency receive a Social Services allocation of funding, please be advised that in order to execute a contract and receive the funding, your agency will be required to meet these minimum standards:

1. Agendas, minutes, attachments and reports from your agency's six most recent board meetings (beginning July 1, 2010) will need to be submitted.
2. A copy of the board's meeting schedule for FY 10-11, and the location where those meetings will be conducted, will need to be submitted.
3. A copy of the board-approved, balanced FY 10-11 agency-wide budget that includes sources and uses - **OR** - a budget and an allocation schedule for FY 10-11 will need to be submitted.
4. A copy of your agency's most recently-completed fiscal audit (may not be more than one year old on July 1, 2010). The management letter that accompanied the audit is also required. If there were any findings in the audit, a letter from the board of directors explaining the corrective measures taken to resolve the problem(s) must be provided.

*Agencies that do NOT have a current audit may still apply for Social Services funding, however they must do so under the auspices of an eligible agency that can meet this standard. **The fiscal agent must apply for the funding.** In exceptional circumstances, on a case-by-case basis, this requirement may be waived.*

5. The City requires \$1,000,000 minimum general liability insurance, in addition to other types of insurance policies that the proposed project may require. If your agency received City funding in FY 09-10, this information may already be on file with the City.
6. If this would be the first time your agency received funding from the City, you will be required to submit a copy of the data collection tool you intend to use to that will meet the City's reporting requirements.

Technical assistance is available upon request. Please contact one of the following City staff members if there are any questions, or to request assistance:

Anne Culver	510-583-4238
Teresa Rodriguez	510-583-4237
Victoria Williams	510-583-4230



Hayward City Council's Priorities

Crime and Public Safety

- Red Light Cameras
- Police Department Strategic Plan
- Police Staffing Priorities
- Police Department Internal Organizational Review
- BART Station Safety
- Crime Prevention Through Environmental Design (CPTED)
- School Safety Partnerships
- Video Surveillance Alternatives
- Disaster Preparedness
- Social Host Ordinance

Cleanliness

- Introduction of Neighborhood Services Initiative
- Neighborhood Partnership Program
- Downtown Safe and Clean Efforts
- Administrative Citation Program Overhaul
- Blight Elimination Through RDA
- Public Smoking Ban
- Volunteer Programming Enhancements
- Public Art Program
- Blight Busters Program
- Consolidated Public Nuisance Ordinance
- Keep Hayward Clean and Green Task Force

Organizational Health

- Introduction of Organizational Change Initiative
- Management Achievement Performance System
- Evaluation of Organizational Structure
- Innovations Task Force
- Performance Accountability
- Technology Strategic Plan

Land Use and Sustainability

- Historic Preservation Ordinance
- Green Building Standards Development
- South Hayward BART Plan Revisited
- City Center Project
- Route 238 Land Use Study
- Sustainability Committee
- Mt. Eden Annexation, Phase II
- Inclusionary Zoning, Senior Projects
- Residential Solar Funding Program
- Facilities Planning (Animal Control, Station 7, etc)

Fiscal Stability

- Introduction of Fiscal Stability Initiative
- Possible Revenue Measure
- Long Range Financial Planning
- Fiscal Policies
- Revenue Enhancements
- Budget Transparency
- Financial Management Capacity
- Internal Service Funds
- Targeted Economic Development
(Bio-Science, etc)

Crime Prevention Through Environmental Design (CPTED)

CPTED encourages thoughtful, deliberate restructuring of the physical environment to deter crime and increase safety. "Proper design and effective use of the built environment can lead to a reduction in the fear and incidence of crime and an improvement in the quality of life." CPTED focuses on reducing crime opportunities and on promoting positive social behavior.

Five Primary Principles

1. **Natural surveillance** refers to the placement of physical features that maximize visibility. *Example:* The strategic use of windows that look out onto building entrances so that people can see into the building and know that others can see them.
2. **Access management** involves guiding people by using signs, well-marked entrances and exits, and landscaping. It may also include limiting access to certain areas by using real or suggested visual barriers. *Example:* Perimeter landscaping and lighting that reduces the number of unobservable areas.
3. **Territoriality** is defined by a clear delineation of space, expressions of "ownership," and the creation of a welcoming environment. *Example:* displays of locally-produced art, paint brush murals, and the use of school colors to create warmth and express pride.
4. **Physical maintenance** includes repair and general upkeep of space. *Example:* Removing graffiti in public restrooms in a timely manner and making repairs promptly to restrooms, light fixtures, and stairways to maintain safety and comfort.
5. **Order maintenance** involves intervening to correct to minor unacceptable acts and providing measures that clearly state acceptable behavior. *Example:* responding to invasion of space or loitering before behavior escalates can deter the escalation.



The City of Hayward's Neighborhood Services Initiative

Element 1: Reorganization of Departments to Create Focus on Neighborhoods

- Integration of Neighborhood Services Programs
- Integration of Maintenance Services operations
- Evaluate Animal Control Services organizational placement

Element 2: Creation and Strengthening of Adopted Public Nuisance Ordinance

- Review for inclusion of all nuisance issues that are spread among other ordinances, such as graffiti, weed abatement, inoperative vehicles, etc.
- Adopt Demolition element within public nuisance ordinance

Element 3: Legal Support of Abatement Proceedings

- Request City Attorney evaluate need and provide continued necessary support for aggressive and immediate action to move to abatement after administrative citation process is exhausted.

Element 4: Additional Staffing for Community Preservation Efforts

- Evaluate alternative funding sources with the goal to provide additional code enforcement personnel to establish a Neighborhood Partnership Program. Funding proposed to come from citation process and RDA transfer with no General Fund impact as part of FY09 budget.

Element 5: Creation of Corridor Improvement Program

- Assign dedicated code enforcement personnel to major commercial corridors, working with Planning Staff to ensure compliance with original conditions of approval and enforce existing conditions.

Element 6: Creation of Neighborhood Partnership Program

- Development of a programmatic approach to establishing neighborhood/City relationship.
- Build system of integration of neighborhood needs with capital improvement requests and 10-year CIP and establish neighborhood project fund using surplus land sale as seed funding source as well as increased RDA funding where possible.

Future Element: Police Staffing

- Consistent with the future Police Department Strategic Plan, create neighborhood/district policing offices with CSO staffing and community meeting space in North, South and Central districts (to be determined) when resources become available.

Future Element: Neighborhood Leadership Academy

- Develop internal Neighborhood Leadership Academy for aspiring neighborhood leaders that want to learn about how the City operates, resource availability/constraints, etc.

**CITY OF HAYWARD
APPLICATION FOR FY 10-11 SOCIAL SERVICES FUNDING**

1. Agency Name & Program Name (if different): _____
2. Program Address: _____ 3. Contact Name: _____
4. Contact Phone #: _____ 5. Contact email: _____
6. Is the Applicant a fiscal agent for another organization? YES NO
If YES, please provide the name of that organization: _____
7. Is Applicant currently an IRS-approved nonprofit entity? YES NO
8. Is Applicant currently a State of CA-approved nonprofit entity? YES NO
9. Has Applicant completed a fiscal audit within the past 12 months? YES NO
If YES, did the audit contain any findings? YES NO
10. Is the proposed service delivery site located in the *Hayward Redevelopment Area (RDA)* or in a low-income census tract? YES NO
11. How many years has the service organization been providing the proposed services? _____
- 12a. How many unduplicated, low-income people would be directly served by the proposed program during FY 10-11? _____
- 12b. How many unduplicated low-income Hayward residents would be directly served by the proposed program during FY 10-11? _____
13. What is the total cost of the proposed program? \$ _____
14. What amount is being requested from the City of Hayward? \$ _____
15. What percentage of the proposed project budget is requested from Hayward? _____%
16. If the proposed program serves clients who reside outside Hayward in neighboring jurisdictions, has the Applicant submitted funding applications to those jurisdictions for FY 10-11? YES NO

17. Please describe the proposed activities and identify the Hayward *City Council Priority* those services most directly support. **Activities that clearly support one or more of the *City Council Priorities* will be more competitive than those that do not. (300 words maximum.)**

18. Are there any ancillary benefits the proposed activities would produce that would serve the broader community? If so, please describe them. **Applications that produce spin-off benefits that clearly support one or more of the *City Council Priorities* will be more competitive than those that do not. (300 words maximum.)**

19. If the proposed activities received City funding, how would the Applicant verify, document, and report that 100% of the clients benefiting from the City's funding would be low-income Hayward residents? (150 words maximum.)

Signatures:

Executive Director

Date

Board President

Date

Responses may not exceed the maximum words permitted.

Materials not requested (e.g., brochures, flyers, bindings, covers, etc.) will not be accepted.

Please submit ONE ORIGINAL application (with signatures in blue ink) and ONE COPY.

Please do NOT staple the applications (use paperclips).

Thank you.

**City of Hayward
Social Services Program
Application for Funding
FY 10-11**

Instructions for Completing the Application

1. Please provide the name of the Applicant agency, and the name of the Program (if different). If the Applicant is a fiscal agent, there will be an opportunity later, in question 6, to name the subrecipient.
2. Please provide the local address where services are provided. This may be different than the Applicant's mailing address, and that's okay. Use the service delivery address to answer this question. If the Applicant is a fiscal agent, please provide the service delivery address of the subrecipient.
3. Please provide the name of the person authorized to speak with City representatives regarding the Applicant's proposal. Usually, this is the executive director. The person identified should be able to speak knowledgeably and specifically about the application. If the applicant is a fiscal agent, the fiscal agent should be familiar enough with the proposal to respond to most questions.
4. Please provide a telephone number where the contact person identified in question # 3 (above) may be reached.
5. Please provide the email address for the contact person identified in question # 3 (above). Please double-check for typos; email is the most common way the City will make contact with Applicants.
6. If the Applicant named in #1 (above) is a fiscal agent, please circle YES and write the name of the subrecipient agency as the response to this question. If the Applicant is not a fiscal agent, please circle NO.
7. Please circle YES if the Applicant is an IRS-approved non-profit entity. If the answer to this question is NO, then a fiscal agent must be used. The fiscal agent must apply for the funding.
8. Please circle YES if the Applicant is a non-profit entity registered with the Secretary of State's office. If the answer to this question is NO, then a fiscal agent must be used. The fiscal agent must apply for the funding.
9. Please circle YES if the Applicant has completed a fiscal audit within the past twelve months. If the audit contained any findings, please circle YES. If the Applicant has not completed a fiscal audit within the past twelve months, then a fiscal agent must be used. The fiscal agent must apply for the funding.
10. Please review the maps included with the application materials (page 12) to locate the service delivery site for the proposed activities, to answer this question YES or NO.

11. Please indicate the number of years of experience the Applicant (or service organization, if using a fiscal agent) has providing the proposed services. If the activities proposed are a new type of service to augment an existing service - for example, a case manager at an existing family resource center - please indicate the number of years operating the existing service.

12a. Please indicate the number of *unduplicated* low-income people who would *directly* benefit from the proposed services. Please do *not* provide the number of households or household members who would indirectly benefit from the assistance as the response to this question. There will be an opportunity to describe indirect benefits to households and the broader community (question 18).

Example: A fee waiver for a client benefits the client's entire household by relieving some financial stress on the family. Question 12 requests that you report only the client as the beneficiary.

12b. Please indicate the number of *unduplicated* low-income Hayward residents who would *directly* benefit from the proposed services. Please do *not* provide the number of households or household members who would indirectly benefit from the assistance as the response to this question. There will be an opportunity to describe indirect benefits to households and the broader community (question 18).

13. Please indicate the amount of the entire program (not agency) budget.

14. Please indicate the amount of money the application requests from Hayward.

15. Please calculate the percentage of the program budget requested from the City of Hayward. (Divide the answer to question 14 by the answer to question 13. ☺)

16. If the proposed program serves clients from jurisdictions outside of Hayward, please indicate by circling YES or NO as to whether the applicant has applied for funding from those respective jurisdictions to support the proposed program.

Narrative Responses:

Please do not exceed the word limits that apply to each of the last three questions; to do so could result in evaluators' perception that unfair advantage was taken over Applicants who complied with the word limits. The most effective and competitive responses will come to the point quickly and, within the framework provided, articulate logical connections between proposed activities and one or more of the City Council Priorities.

17. Please review the *City Council Priorities* (page 5) and the *Neighborhood Services Initiative* (page 7), and identify the *Priority(s)* or *Element(s)* the application's proposed activities most clearly support. Many of the *City Council Priorities* pertain to safety, health and wellness, and quality of life in the City's various neighborhoods. The *Elements* in the *Neighborhood Services Initiative* delineate the efforts of City programs to beautify and improve the quality of life in our neighborhoods. It may be helpful to interpret the values represented by the *Priorities* and *Elements* to demonstrate connections, and link those values to your proposed project.

NOTE: Please refer to page 6 for a summary of “*Crime Prevention Through Environmental Design*” (CPTED) principles. CPTED is mentioned under City Council’s *Crime and Public Safety Priority*.

18. The City Council *Priorities* and *Neighborhood Services Initiative* seek to improve the quality of life for all Hayward residents, including those who have limited incomes. Please explain if or how the services proposed in the application will have a beneficial effect on the overall community. Again, it may be helpful to interpret the values represented by the City Council *Priorities* and link those values to your program and the broader community.

Example: An applicant seeks funding to form a counseling group for low-income community members who seek assistance for anger management. The City Council’s Crime and Public Safety Priority clearly reflects the importance of a safe community. It could be logically explained that by providing a program where alternatives to violence are explored and taught, violence is reduced and the broader community is safer.

19. Please explain how your agency will verify, document, and report that 100% of the funding received from the City of Hayward will directly benefit low-income Hayward residents.

PLEASE NOTE: The application requires the signatures of the Executive Director and board Chairperson. If a fiscal agent is used, the signatures required are those of the fiscal agent, not subrecipient.

**City of Hayward
Social Services Program
Application for Funding
FY 10-11**

ATTACHMENTS

Redevelopment Area Map – pdf download (pg 13)

Low Income Census Tract Map – pdf download (pg 14)

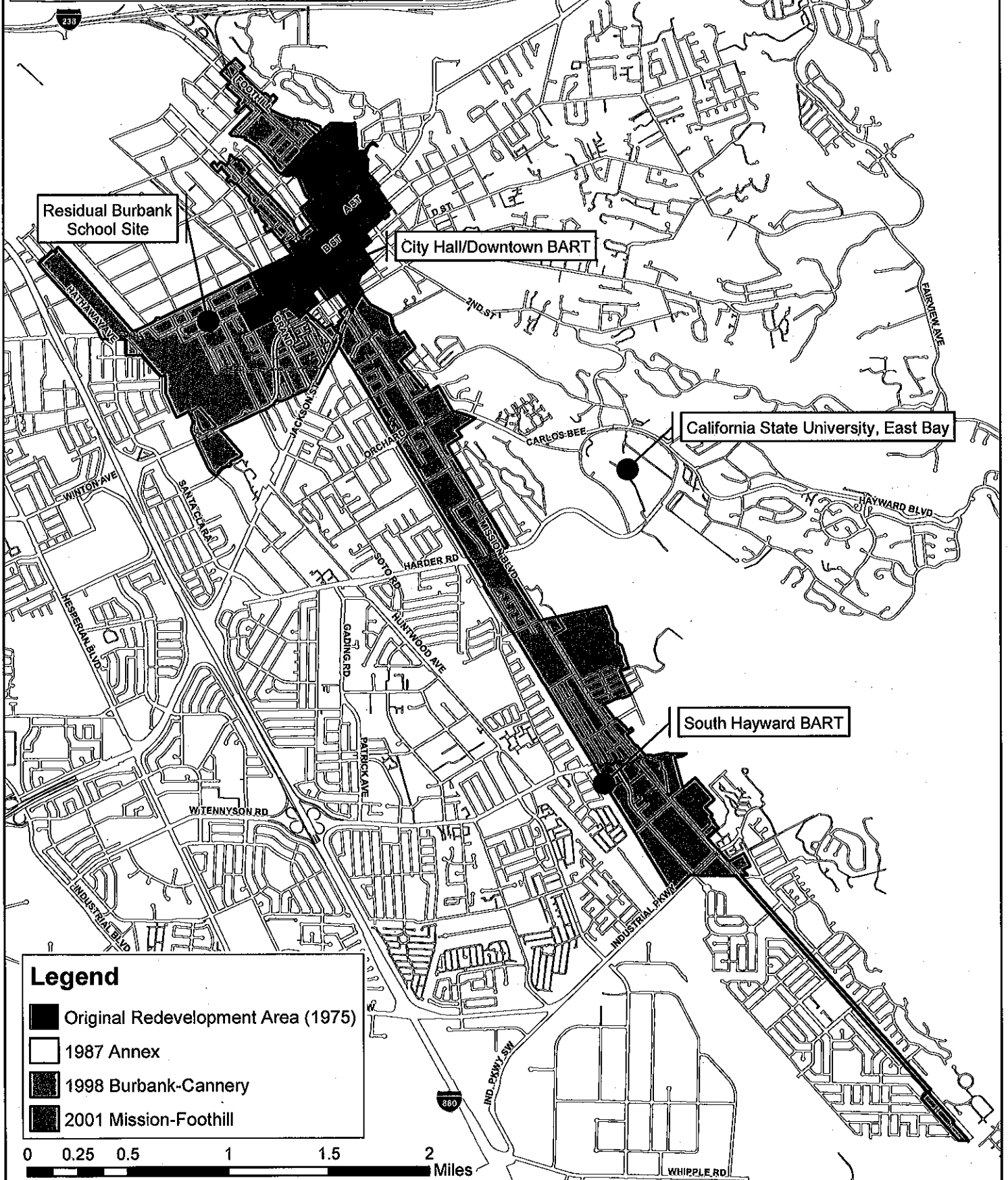
2009 HUD Low Income Threshold Chart – pdf download) (pg 15)

Hayward Grants for Services Summary (pg 16)

Grant Programs in Alameda County (pg 17)

CITY OF HAYWARD

Redevelopment Project Area



Residual Burbank School Site

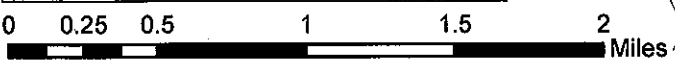
City Hall/Downtown BART

California State University, East Bay

South Hayward BART

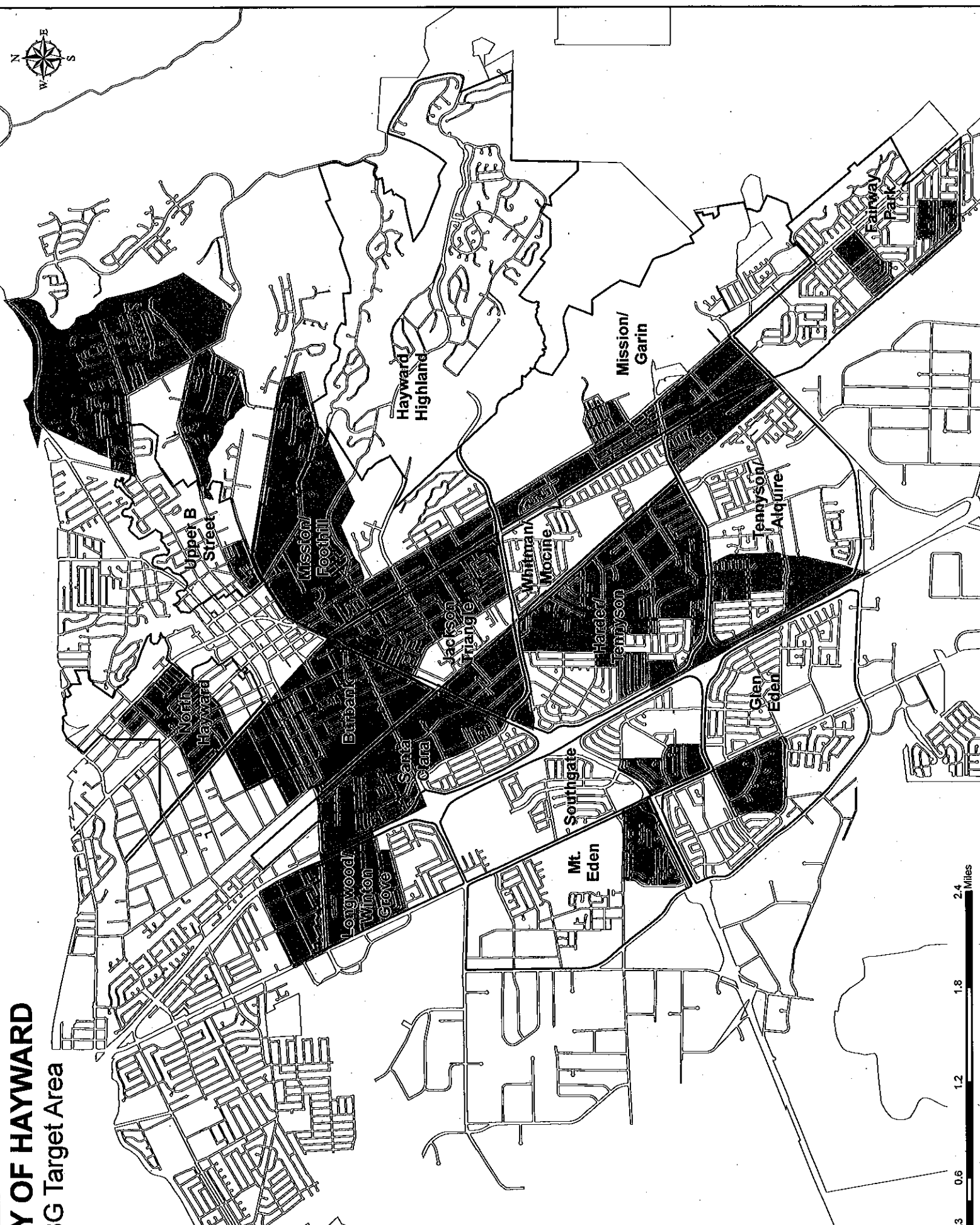
Legend

- Original Redevelopment Area (1975)
- 1987 Annex
- 1998 Burbank-Cannery
- 2001 Mission-Foothill




CITY OF HAYWARD

OBG Target Area



CITY OF HAYWARD
Maximum Income and Gross Rent Levels
FY 2008

	<i>Household Size</i>									
	1	2	3	4	5	6	7	8	9	10
30% Median Rent	18,100 453	20,700 518	23,250 581	25,850 646	27,900 698	30,000 750	32,050 801	34,100 853	36,150 904	38,250 956
35% Median Rent	21,100 528	24,100 603	27,100 678	30,150 754	32,550 814	34,950 874	37,350 934	39,800 995	42,200 1,055	44,600 1,115
50% Median Rent	30,150 754	34,450 861	38,750 969	43,050 1,076	46,500 1,163	49,950 1,249	53,400 1,335	56,850 1,421	60,250 1,506	63,700 1,593
HUD Very Low Rent	30,150 754	34,450 861	38,750 969	43,050 1,076	46,500 1,163	49,950 1,249	53,400 1,335	56,850 1,421	60,250 1,506	63,700 1,593
60% Median Rent	36,150 904	41,350 1,034	46,500 1,163	51,650 1,291	55,800 1,395	59,950 1,499	64,050 1,601	68,200 1,705	72,300 1,808	76,450 1,911
70% Median Rent	42,200 1,055	48,200 1,205	54,250 1,356	60,250 1,506	65,100 1,628	69,900 1,748	74,750 1,869	79,550 1,989	84,400 2,110	89,200 2,230
80% Median Rent	48,200 1,205	55,100 1,378	62,000 1,550	68,900 1,723	74,400 1,860	79,900 1,998	85,400 2,135	90,900 2,273	96,450 2,411	101,950 2,549
HUD Low Rent	46,350 1,159	53,000 1,325	59,600 1,490	66,250 1,656	71,550 1,789	76,850 1,921	82,150 2,054	87,450 2,186	92,750 2,319	98,050 2,451
95% Median Rent	57,250 1,431	65,450 1,636	73,600 1,840	81,800 2,045	88,350 2,209	94,900 2,373	101,450 2,536	107,950 2,699	114,500 2,863	121,050 3,026
HUD Median										
100% Median 35% of Monthly Income	60,250 1,757	68,900 2,010	77,500 2,260	86,100 2,511	93,000 2,713	99,900 2,914	106,750 3,114	113,650 3,315	120,550 3,516	127,450 3,717
110% Median 35% of Monthly Income	66,300 1,934	75,750 2,209	85,250 2,486	94,700 2,762	102,300 2,984	109,850 3,204	117,450 3,426	125,000 3,646	132,600 3,868	140,150 4,088
115% Median Rent	69,300 1,733	79,200 1,980	89,100 2,228	99,000 2,475	106,950 2,674	114,850 2,871	122,800 3,070	130,700 3,268	138,600 3,465	146,550 3,664
120% Median Rent	72,300 1,808	82,600 2,065	93,000 2,325	103,300 2,583	111,600 2,790	119,800 2,995	128,100 3,203	136,400 3,410	144,600 3,615	152,900 3,823
HUD Median Income (Oakland PMSA): \$86,100										
NOTE: Income limits rounded to nearest \$50 (120% Median rounded to nearest \$100 to match State HCD) Gross rents at 30% of household income										



CITY OF
HAYWARD
HEART OF THE BAY

**GRANTS TO PAY FOR SERVICES
THAT BENEFIT LOW-INCOME HAYWARD RESIDENTS**

The City of Hayward provides grant opportunities to non-profit agencies that provide services to low-income Hayward residents. Funding for these grants may be allocated from the City's **Community Development Block Grant (CDBG) Public Services Program** or the City's **Social Services Program**. Brief descriptions of these programs are as follows:

CDBG Public Services: These funds originate from the federal Housing and Urban Development (HUD) department, and are restricted in their use. Grants from this program may be made to agencies that propose services that:

- directly or indirectly support the City Council Priorities (January 2008), AND
- directly or indirectly relate to housing.

Agencies with missions that facilitate shelter services and/or affordable supportive housing for special needs populations are most competitive for grants in this program. Each year the City awards approximately \$350,000 in Public Services grants (average grant size = \$29,600).

Social Services: Subject to funding availability, City Council makes allocations from the City's General Fund for services that support the City Council Priorities (January 2008), AND assist low-income people in Hayward. Services that are not eligible for CDBG Public Services funding and are specifically designed to assist low-income youth, seniors, families, and people with disabilities are considered to be particularly high priorities. The total amount of funding allocated fluctuates according to available resources (average grant size = \$19,565).

FAQ: *Can my agency apply for funding from both programs?*

YES – however it is likely that your agency would be competitive in one program or the other, but not both.

For example, if your agency's mission is housing-related, then *all* of the services your agency provides are considered to be directly or indirectly related to housing, and therefore competitive in only the CDBG Public Services program. Similarly, agencies that are eligible for Social Services grants are usually *ineligible* to receive CDBG Public Services funds.

These guidelines help the City allocate its limited resources across communities and issues to make meaningful improvements in the areas of homelessness, education, health education, mental health programs, services for home-bound seniors, independence for people who have disabilities, immigration and other forms of legal assistance, child abuse prevention, before- and after-school programs, HIV/AIDS case management, emergency food distribution, domestic violence, and others.

GRANT PROGRAMS IN ALAMEDA COUNTY

Alameda County

Contact Person: Kelly Thiemann
Email: K.Thiemann@acgov.org
Web: www.acgov.org/cda/hcd/2006_notice.htm
Phone: 510-670-5280
Application deadline: February

City of Alameda

Contact Person: Terri Wright
Email: twright@ci.alameda.ca.us
Web: www.ci.alameda.ca.us/devservices/
Phone: 510-749-5815
Application deadline: February

City of Albany

Contact Person: Ann Chaney
Email: echaney@ci.albanyca.org
Web: www.albanyca.org/dept./comdev.html/
Phone: 510-528-5760
Application deadline: December

City of Dublin

Contact Person: Gaylene Burkett
Email: gburkett@ci.dublin.ca.us
Web: www.ci.dublin.ca.us/departmentsublevel2
Phone: 925-833-6610
Application deadline: December

City of Emeryville

Contact Person: Amy Hiestand
Email: ahiestand@ci.emeryville.ca.us
Web: www.ci.emeryville.ca.us/econdev/housing
Phone: 510-596-4354
Application deadline: December

City of Fremont

Contact Person: Lucia Hughes
Email: lhughes@ci.fremont.ca.us
Web: www.ci.fremont.ca.us/Community/Grants
Phone: 510-574-2043
Application deadline: January

City of Livermore

Contact Person: Francis Reisner
Email: freisner@ci.livermore.ca.us
Web: www.ci.livermore.ca.us/communitydevelopment
Phone: 925-960-4582
Application deadline: January

City of Newark

Contact Person: Karen Kristiansson
Email: karen.kristiansson@newark.org
Web: www.ci.newark.ca.us/department/Communitydevelopment.html
Phone: 510-794-2335
Application deadline: Open (Capital Improve. Only)

City of Oakland

Contact Person: Michele Byrd
Email: mbyrd@ci.oakland.ca.us
Website: www.ci.oakland.ca.us/hcd/cdbg
Phone: 510-238-6271
Application deadline: September

City of Pleasanton

Contact Person: Scott Erickson
Email: serickson@ci.pleasanton.ca.us
Web: www.ci.pleasanton.ca.us/community/housing
Phone: 925-931-5007
Application deadline: February

City of San Leandro

Contact Person: Jean Hom
Email: jhom@ci.san-leandro.ca.us
Web: www.ci.san-leandro.ca.us
Phone: 510-577-6002
Application deadline: January

City of Union City

Contact Person: Vern Smith
Email: vsmith@ci.union-city.ca.us
Web: www.ci.union-city.ca.us/commdev/housing
Phone: 510-675-5322
Application deadline: February